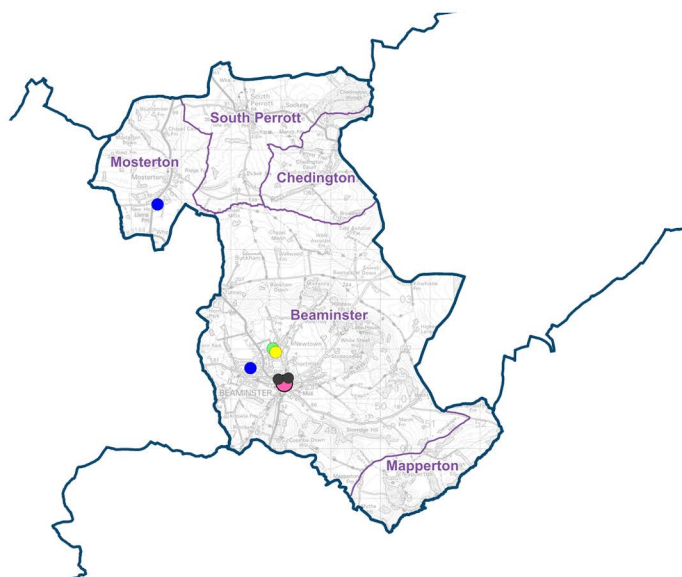
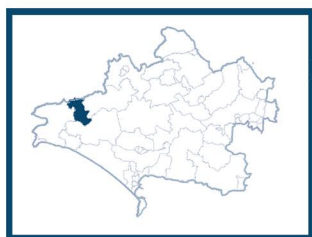


Electoral Ward Profile 2019

Beaminster Ward:



- GP Surgery ● 2
- Hospital ● 0
- Dorset Council Library ● 1
- Community Library ● 0
- Primary School ● 2
- Middle School ● 0
- Secondary School ● 1
- Special School ● 1
- Pupil Referral Unit ● 0



1 Councillor



3,493

Electors
(2023 Figures)



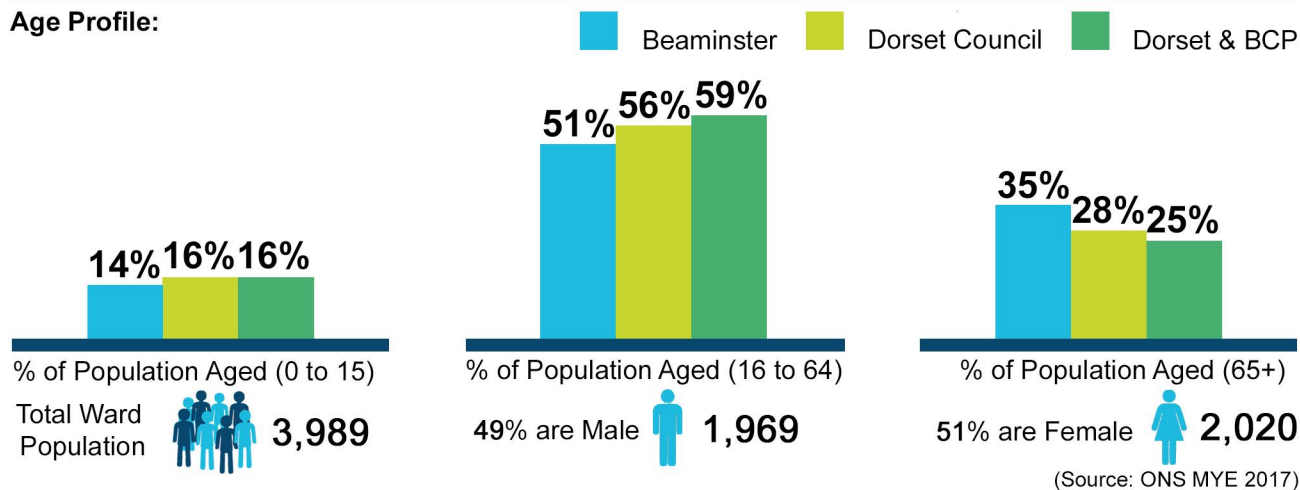
2,173

Residential Properties

Beaminster Ward is comprised of the following Parishes:

Beaminster, Chedington, Mapperton, Mosterton and South Perrott

Age Profile:

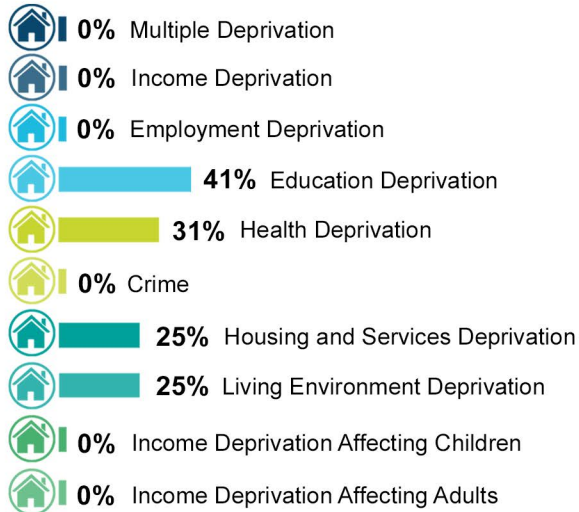


Demographics:

	Beaminster Electoral Ward	Dorset Council	Dorset & BCP
% of Population White British	97%	96%	92%
% of Population BME (Black & Minority Ethnic)	3%	4%	8%
% of Population Who Describe Health Good/Very Good	79%	81%	81%
% of Population Who Describe Health Very Bad/Bad	5%	5%	5%
% of Population with a Longterm Illness/Disability	21%	20%	19%
% of Population within Communal Establishments	0%	3%	2%
% of Population Providing Unpaid Care	12%	12%	11%
% of Population Whose Main Language is not English	1%	2%	4%
Claimants Female - % of 16-64 Population	1%	2%	2%
Claimants Male - % of 16-64 Population	1%	1%	2%
Claimants Total - % of 16-64 Population	1%	1%	2%

(Source: 2011 Census Data)

Deprivation in Beaminster Ward:



% of households in Beaminster within the top 20% for deprivation nationally

When considering Deprivation, areas within the top 20% nationally are of most concern. In this measure we have calculated the proportion of households in areas in each ward which fall into the top 20% nationally for each domain. These are areas that are considered as suffering severe deprivation in a national context within that category.

(Source: Indices of Deprivation 2015)

Children's in Beaminster Ward:

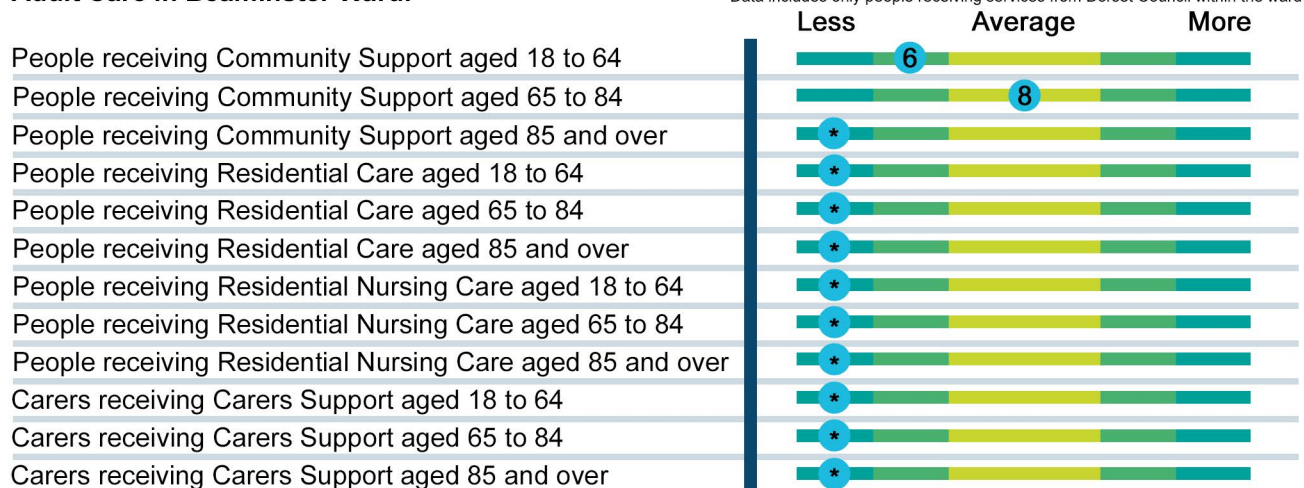
	Beaminster Ward	Dorset Council
% of children in ward with an EHC*/Statement	3%	3%
% of children in ward with SEN (Special Educational Needs)	24%	14%
% of children in ward eligible for FSM (Free School Meals)	17%	13%
% of children in ward whose Mother Tongue is not English	1%	3%
% of children in ward who are White British	94%	91%
% of children in ward who are BME (Black and Minority Ethnic)	6%	9%
% of children in ward who are Persistently Absent	12%	10%

*(Education and Health Care Plan)

(Source: Children's Services Data 2019)

Adult Care in Beaminster Ward:

Data includes only people receiving services from Dorset Council within the ward



* Numbers under 5 have been suppressed

(Source: Adult Services Data 2018)

Mosaic Data for Beaminster Ward:

(Source: Mosaic Profile Data 2017)

- 1st Highest Mosaic Group: **G Rural Reality 50%**
Group Description: **Householders living in inexpensive homes in village communities**
- 2nd Highest mosaic Group: **A Country Living 34%**
Group Description: **Well-off owners in rural locations enjoying the benefits of country life**
- 3rd Highest mosaic Group: **F Senior Security 6%**
Group Description: **Elderly people with assets who are enjoying a comfortable retirement**
- 4th Highest mosaic Group: **N Vintage Value 5%**
Group Description: **Elderly people reliant on support to meet financial or practical needs**
- 5th Highest mosaic Group: **0 Municipal Challenge 2%**
Group Description: **Urban renters of social housing facing an array of challenges**