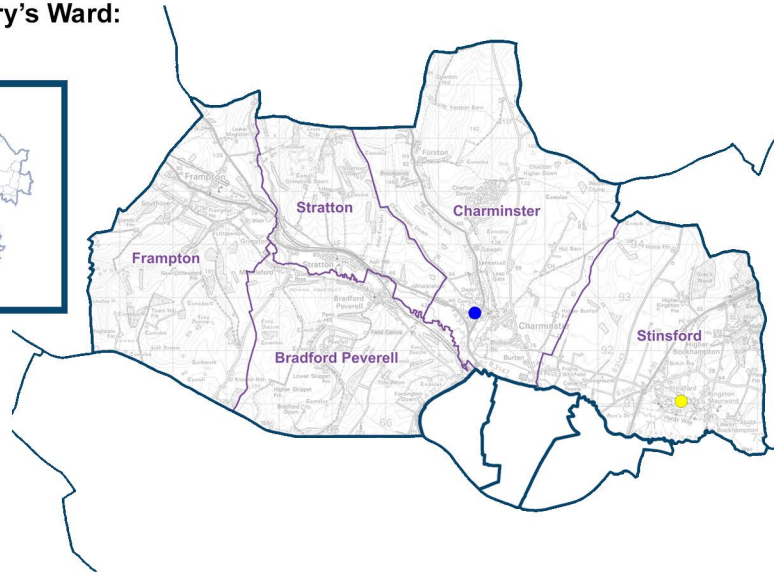
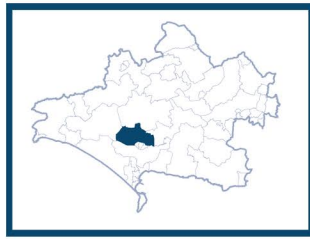


# Electoral Ward Profile 2019

## Charminster St Mary's Ward:



**1 Councillor**



**3,841**

**Electors**  
(2023 Figures)



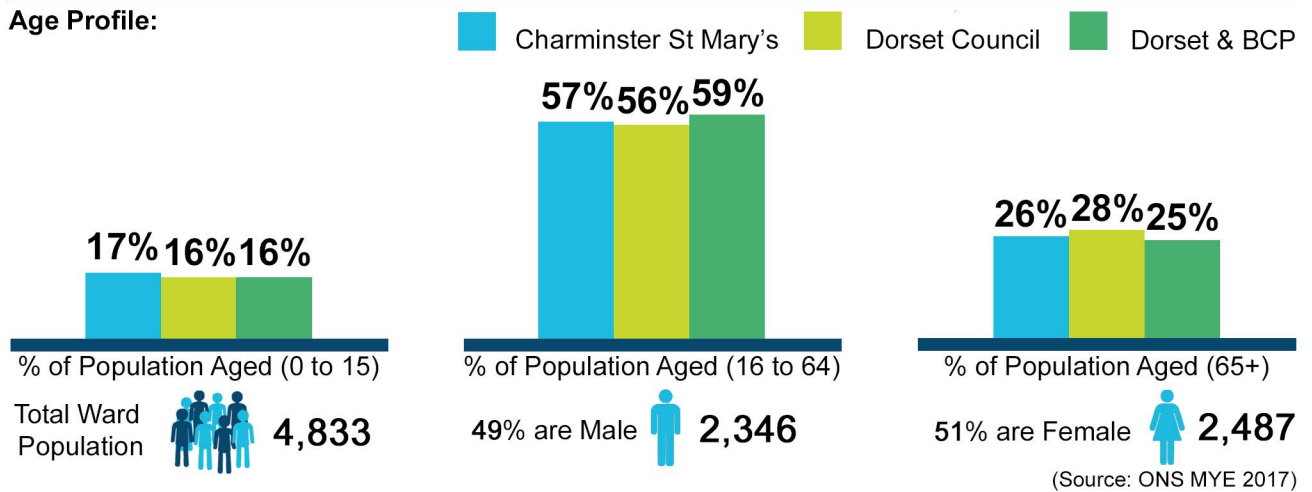
**2,237**

**Residential Properties**

Charminster St Mary's Ward is comprised of the following Parishes:

Bradford Peverell, Charminster, Frampton, Stinsford and Stratton

### Age Profile:

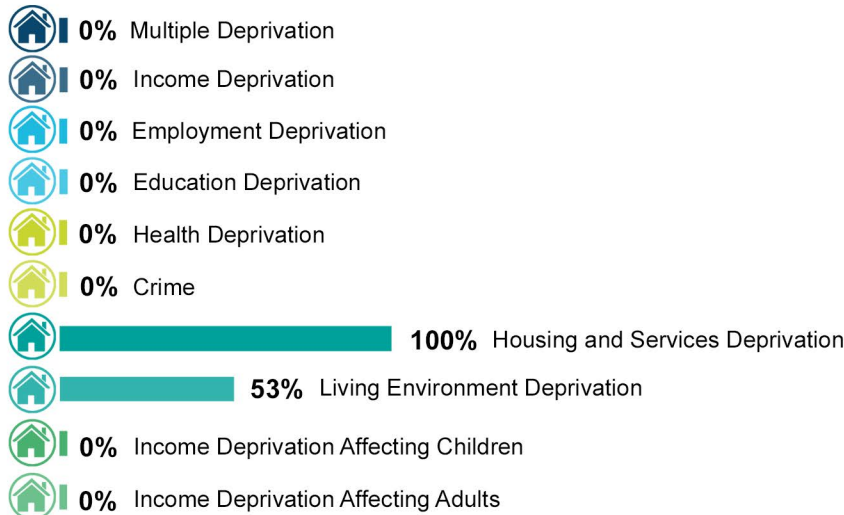


### Demographics:

	Charminster St Mary's Electoral Ward	Dorset Council	Dorset & BCP
% of Population White British	96%	96%	92%
% of Population BME (Black & Minority Ethnic)	4%	4%	8%
% of Population Who Describe Health Good/Very Good	84%	81%	81%
% of Population Who Describe Health Very Bad/Bad	4%	5%	5%
% of Population with a Longterm Illness/Disability	16%	20%	19%
% of Population within Communal Establishments	1%	3%	2%
% of Population Providing Unpaid Care	11%	12%	11%
% of Population Whose Main Language is not English	1%	2%	4%
Claimants Female - % of 16-64 Population	1%	2%	2%
Claimants Male - % of 16-64 Population	2%	1%	2%
Claimants Total - % of 16-64 Population	1%	1%	2%

(Source: 2011 Census Data)

## Deprivation in Charminster St Mary's:



% of households in Charminster St Mary's within the top 20% for deprivation nationally

When considering Deprivation, areas within the top 20% nationally are of most concern. In this measure we have calculated the proportion of households in areas in each ward which fall into the top 20% nationally for each domain. These are areas that are considered as suffering severe deprivation in a national context within that category.

(Source: Indices of Deprivation 2015)

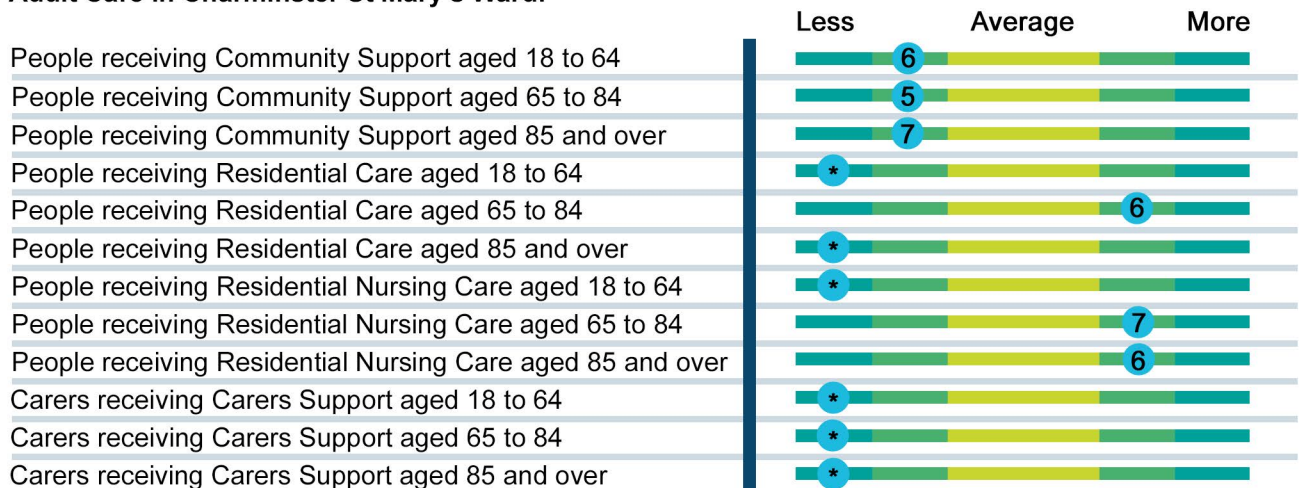
## Children's in Charminster St Mary's Ward:

	Charminster St Mary's Ward	Dorset Council
% of children in ward with an EHC*/Statement	2%	3%
% of children in ward with SEN (Special Educational Needs)	15%	14%
% of children in ward eligible for FSM (Free School Meals)	9%	13%
% of children in ward whose Mother Tongue is not English	1%	3%
% of children in ward who are White British	96%	91%
% of children in ward who are BME (Black and Minority Ethnic)	4%	9%
% of children in ward who are Persistently Absent	7%	10%

\* (Education and Health Care Plan)

(Source: Children's Services Data 2019)

## Adult Care in Charminster St Mary's Ward:



\* Numbers under 5 have been suppressed Data includes only people receiving services from Dorset Council within the ward (Source: Adult Services Data 2018)

## Mosaic Data for Charminster St Mary's Ward:

(Source: Mosaic Profile Data 2017)

1st Highest Mosaic Group: **A Country Living 34%**

Group Description: **Well-off owners in rural locations enjoying the benefits of country life**

2nd Highest mosaic Group: **G Rural Reality 31%**

Group Description: **Householders living in inexpensive homes in village communities**

3rd Highest mosaic Group: **B Prestige Positions 9%**

Group Description: **Established families in large detached homes living upmarket life style**

4th Highest mosaic Group: **D Domestic Success 6%**

Group Description: **Thriving families who are busy bringing up children and following careers**

5th Highest mosaic Group: **N Vintage Value 5%**

Group Description: **Elderly people reliant on support to meet financial or practical needs**

For further information contact [research@dorsetcouncil.gov.uk](mailto:research@dorsetcouncil.gov.uk). Visit Dorset Statistics <https://apps.geowessex.com/stats/> to view our Electoral Ward Dashboard or view our full Electoral Ward Profiles.