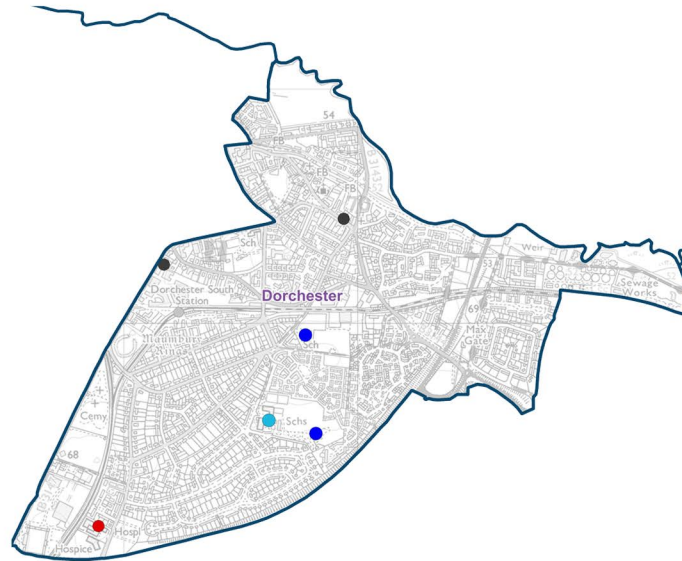


Electoral Ward Profile 2019

Dorchester East Ward:



- GP Surgery ● 2
- Hospital ● 1
- Dorset Council Library ● 0
- Community Library ● 0
- Primary School ● 2
- Middle School ● 1
- Secondary School ● 0
- Special School ● 0
- Pupil Referral Unit ● 0



2 Councillors



6,902

Electors
(2023 Figures)



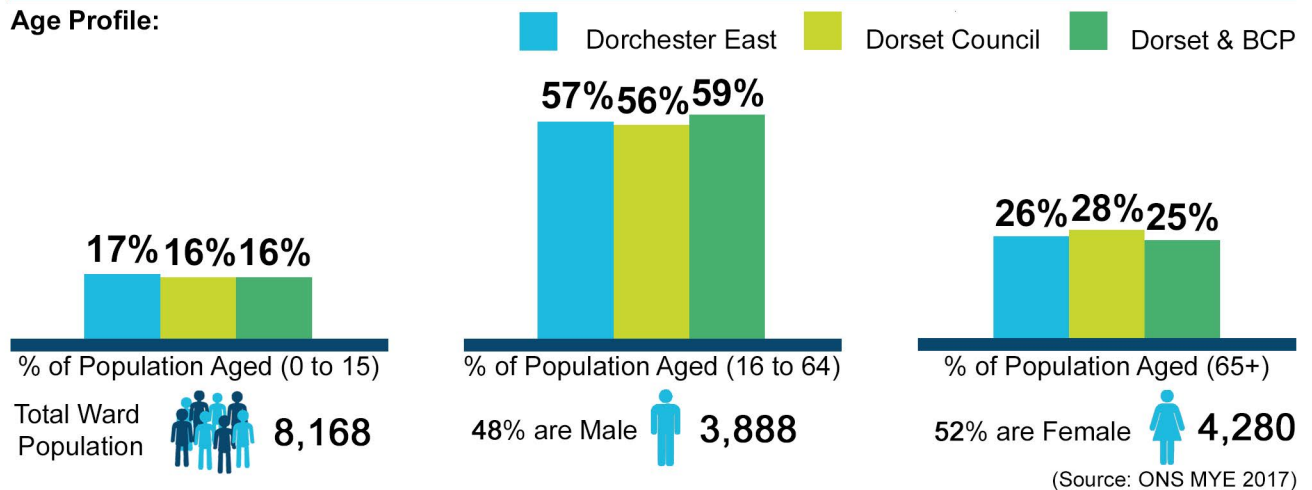
4,307

Residential Properties

Dorchester East Ward is comprised of the following Parishes:

Dorchester East Ward is composed of the eastern area of Dorchester Parish including Fordington and Manor Park

Age Profile:




Demographics:

	Dorchester East Electoral Ward	Dorset Council	Dorset & BCP
% of Population White British	95%	96%	92%
% of Population BME (Black & Minority Ethnic)	5%	4%	8%
% of Population Who Describe Health Good/Very Good	82%	81%	81%
% of Population Who Describe Health Very Bad/Bad	5%	5%	5%
% of Population with a Longterm Illness/Disability	19%	20%	19%
% of Population within Communal Establishments	1%	3%	2%
% of Population Providing Unpaid Care	12%	12%	11%
% of Population Whose Main Language is not English	2%	2%	4%
Claimants Female - % of 16-64 Population	1%	2%	2%
Claimants Male - % of 16-64 Population	1%	1%	2%
Claimants Total - % of 16-64 Population	1%	1%	2%

(Source: 2011 Census Data)

Deprivation in Dorchester East



% of households in Dorchester East within the top 20% for deprivation nationally

When considering Deprivation, areas within the top 20% nationally are of most concern. In this measure we have calculated the proportion of households in areas in each ward which fall into the top 20% nationally for each domain. These are areas that are considered as suffering severe deprivation in a national context within that category.

(Source: Indices of Deprivation 2015)

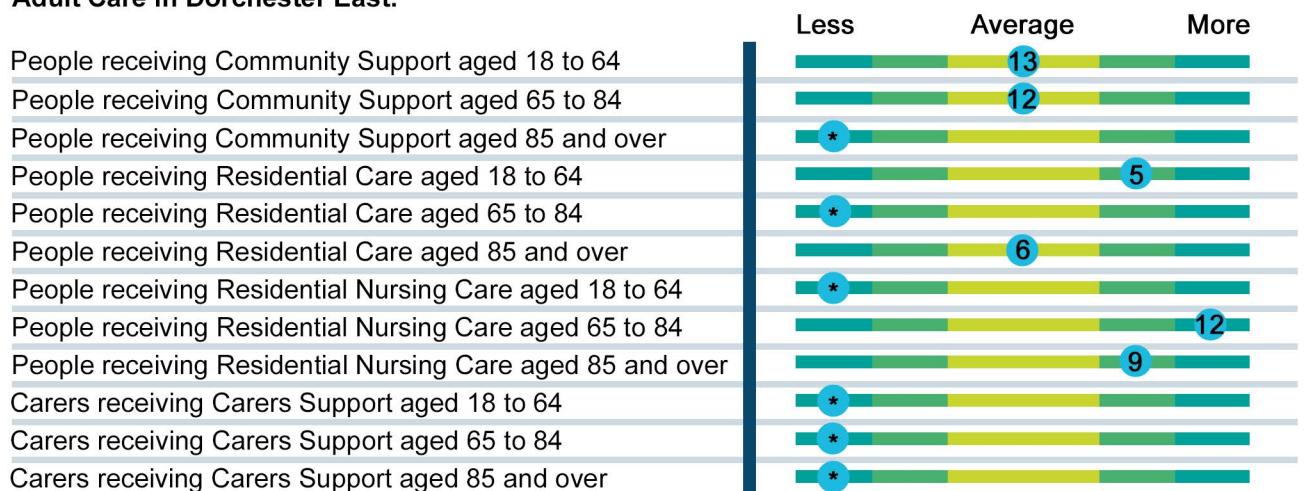
Children's Data in Dorchester East:

	Dorchester East Ward	Dorset Council
% of children in ward with an EHC*/Statement	2%	3%
% of children in ward with SEN (Special Educational Needs)	13%	14%
% of children in ward eligible for FSM (Free School Meals)	9%	13%
% of children in ward whose Mother Tongue is not English	3%	3%
% of children in ward who are White British	88%	91%
% of children in ward who are BME (Black and Minority Ethnic)	12%	9%
% of children in ward who are Persistently Absent	7%	10%

*(Education and Health Care Plan)

(Source: Children's Services Data 2019)

Adult Care in Dorchester East:



* Numbers under 5 have been suppressed

Data includes only people receiving services from Dorset Council within the ward

(Source: Adult Services Data 2018)

Mosaic Data for Dorchester East Ward:

(Source: Mosaic Profile Data 2017)

1st Highest Mosaic Group: N Vintage Value 16%

Group Description: Elderly people reliant on support to meet financial or practical needs

2nd Highest mosaic Group: F Senior Security 14%

Group Description: Elderly people with assets who are enjoying a comfortable retirement

3rd Highest mosaic Group: H Aspiring Homemakers 13%

Group Description: Younger households settling down in housing priced within their means

4th Highest mosaic Group: B Prestige Positions 13%

Group Description: Established families in large detached homes living upmarket life style

5th Highest mosaic Group: D Domestic Success 11%

Group Description: Thriving families who are busy bringing up children and following careers

For further information contact research@dorsetcouncil.gov.uk. Visit Dorset Statistics <https://apps.geowessex.com/stats/> to view our Electoral Ward Dashboard or view our full Electoral Ward Profiles.