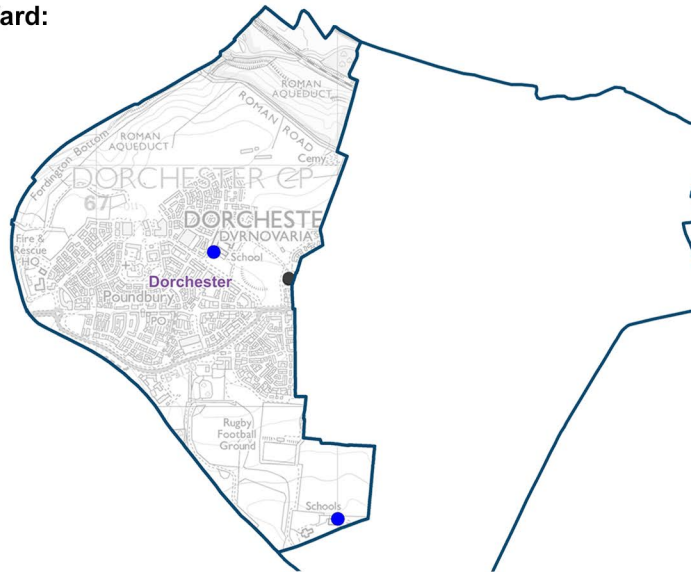


Electoral Ward Profile 2019

Dorchester Poundbury Ward:



- GP Surgery ● 1
- Hospital ● 0
- Dorset Council Library ● 0
- Community Library ● 0
- Primary School ● 2
- Middle School ● 0
- Secondary School ● 0
- Special School ● 0
- Pupil Referral Unit ● 0



1 Councillor



3,781

Electors
(2023 Figures)



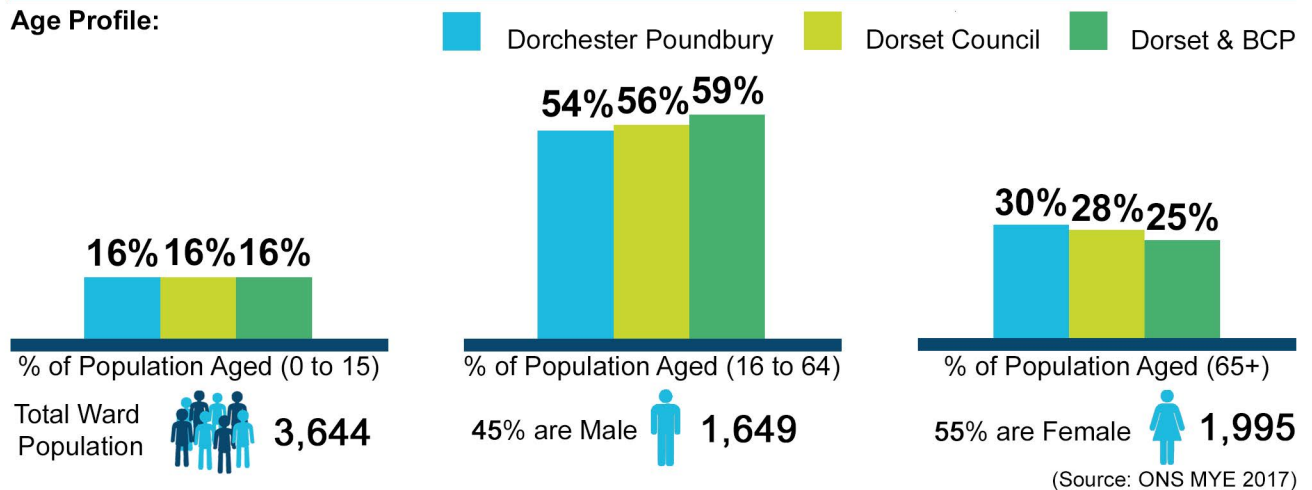
2,095

Residential Properties

Dorchester Poundbury Ward is comprised of the following Parishes:

Dorchester Poundbury Ward is composed of the new development of Poundbury within Dorchester

Age Profile:



Demographics:

	Dorchester Poundbury Electoral Ward	Dorset Council	Dorset & BCP
% of Population White British	94%	96%	92%
% of Population BME (Black & Minority Ethnic)	6%	4%	8%
% of Population Who Describe Health Good/Very Good	81%	81%	81%
% of Population Who Describe Health Very Bad/Bad	5%	5%	5%
% of Population with a Longterm Illness/Disability	19%	20%	19%
% of Population within Communal Establishments	2%	3%	2%
% of Population Providing Unpaid Care	11%	12%	11%
% of Population Whose Main Language is not English	2%	2%	4%
Claimants Female - % of 16-64 Population	1%	2%	2%
Claimants Male - % of 16-64 Population	3%	1%	2%
Claimants Total - % of 16-64 Population	2%	1%	2%

(Source: 2011 Census Data)

Deprivation in Dorchester Poundbury

- 0%** Multiple Deprivation
- 0%** Income Deprivation
- 0%** Employment Deprivation
- 0%** Education Deprivation
- 0%** Health Deprivation
- 0%** Crime
- 0%** Housing and Services Deprivation
- 0%** Living Environment Deprivation
- 0%** Income Deprivation Affecting Children
- 0%** Income Deprivation Affecting Adults

% of households in Dorchester Poundbury within the top 20% for deprivation nationally

When considering Deprivation, areas within the top 20% nationally are of most concern. In this measure we have calculated the proportion of households in areas in each ward which fall into the top 20% nationally for each domain. These are areas that are considered as suffering severe deprivation in a national context within that category.

(Source: Indices of Deprivation 2015)

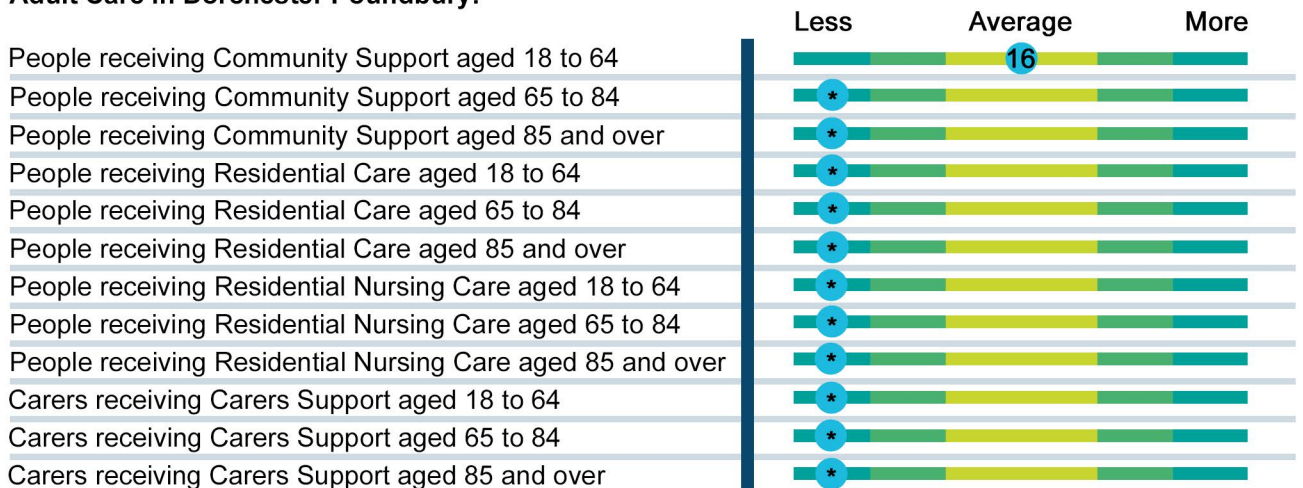
Children's Data in Dorchester Poundbury:

	Dorchester Poundbury Ward	Dorset Council
% of children in ward with an EHC*/Statement	3%	3%
% of children in ward with SEN (Special Educational Needs)	15%	14%
% of children in ward eligible for FSM (Free School Meals)	19%	13%
% of children in ward whose Mother Tongue is not English	4%	3%
% of children in ward who are White British	90%	91%
% of children in ward who are BME (Black and Minority Ethnic)	10%	9%
% of children in ward who are Persistently Absent	8%	10%

* (Education and Health Care Plan)

(Source: Children's Services Data 2019)

Adult Care in Dorchester Poundbury:



* Numbers under 5 have been suppressed

Data includes only people receiving services from Dorset Council within the ward

(Source: Adult Services Data 2018)

Mosaic Data for Dorchester Poundbury Ward:

(Source: Mosaic Profile Data 2017)

1st Highest Mosaic Group: H Aspiring Homemakers 33%

Group Description: Younger households settling down in housing priced within their means

2nd Highest mosaic Group: D Domestic Success 24%

Group Description: Thriving families who are busy bringing up children and following careers

3rd Highest mosaic Group: F Senior Security 14%

Group Description: Elderly people with assets who are enjoying a comfortable retirement

4th Highest mosaic Group: B Prestige Positions 10%

Group Description: Established families in large detached homes living upmarket life style

5th Highest mosaic Group: J Rental Hubs 8%

Group Description: Educated young people privately renting in urban neighbourhoods

For further information contact research@dorsetcouncil.gov.uk. Visit Dorset Statistics <https://apps.geowessex.com/stats/> to view our Electoral Ward Dashboard or view our full Electoral Ward Profiles.