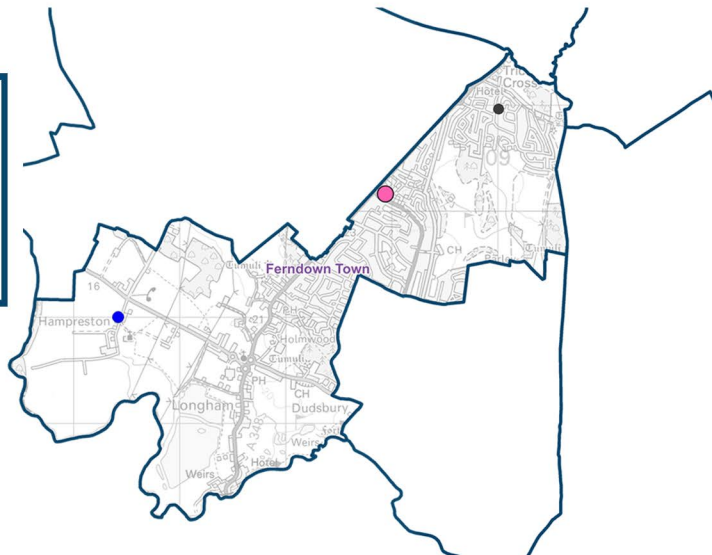


Electoral Ward Profile 2019

Ferndown South Ward:



- GP Surgery ● 1
- Hospital ● 0
- Dorset Council Library ● 1
- Community Library ● 0
- Primary School ● 1
- Middle School ● 0
- Secondary School ● 0
- Special School ● 0
- Pupil Referral Unit ● 0



2 Councillors



6,899

Electors
(2023 Figures)



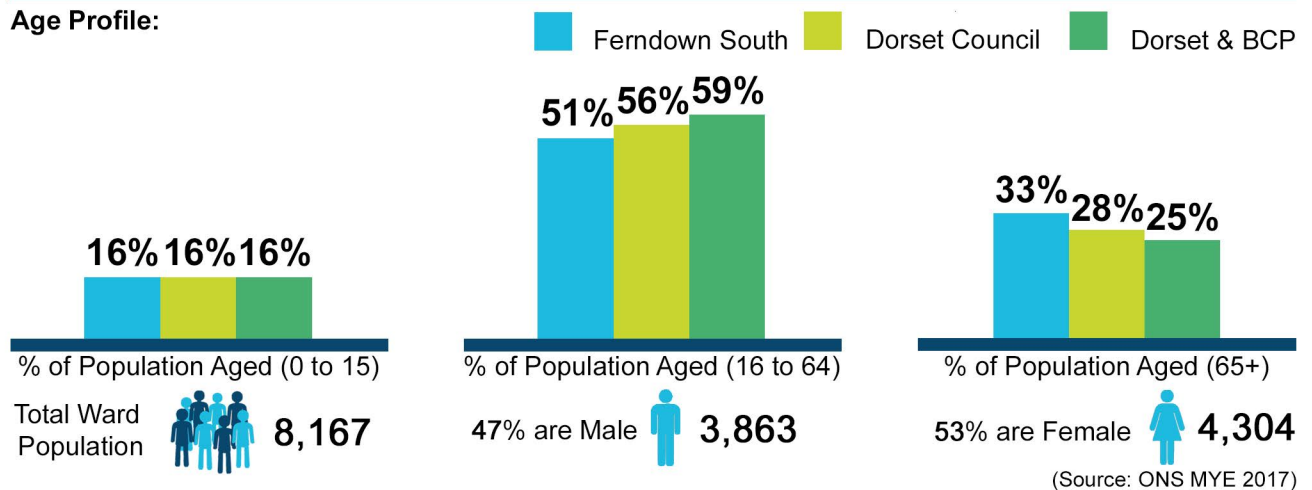
4,155

Residential Properties

Ferndown South Ward is comprised of the following Parishes:

Ferndown South Ward is composed of the southern part of Ferndown Parish including Longham and Tricketts Cross

Age Profile:

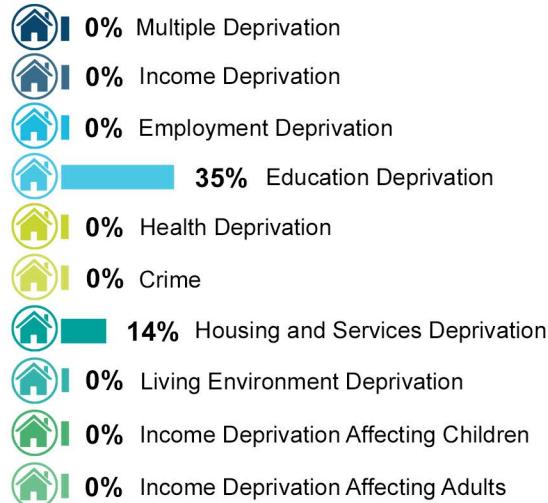


Demographics:

	Ferndown South Electoral Ward	Dorset Council	Dorset & BCP
% of Population White British	95%	96%	92%
% of Population BME (Black & Minority Ethnic)	5%	4%	8%
% of Population Who Describe Health Good/Very Good	78%	81%	81%
% of Population Who Describe Health Very Bad/Bad	6%	5%	5%
% of Population with a Longterm Illness/Disability	22%	20%	19%
% of Population within Communal Establishments	2%	3%	2%
% of Population Providing Unpaid Care	12%	12%	11%
% of Population Whose Main Language is not English	2%	2%	4%
Claimants Female - % of 16-64 Population	1%	2%	2%
Claimants Male - % of 16-64 Population	2%	1%	2%
Claimants Total - % of 16-64 Population	2%	1%	2%

(Source: 2011 Census Data)

Deprivation in Ferndown South



% of households in Ferndown South within the top 20% for deprivation nationally

When considering Deprivation, areas within the top 20% nationally are of most concern. In this measure we have calculated the proportion of households in areas in each ward which fall into the top 20% nationally for each domain. These are areas that are considered as suffering severe deprivation in a national context within that category.

(Source: Indices of Deprivation 2015)

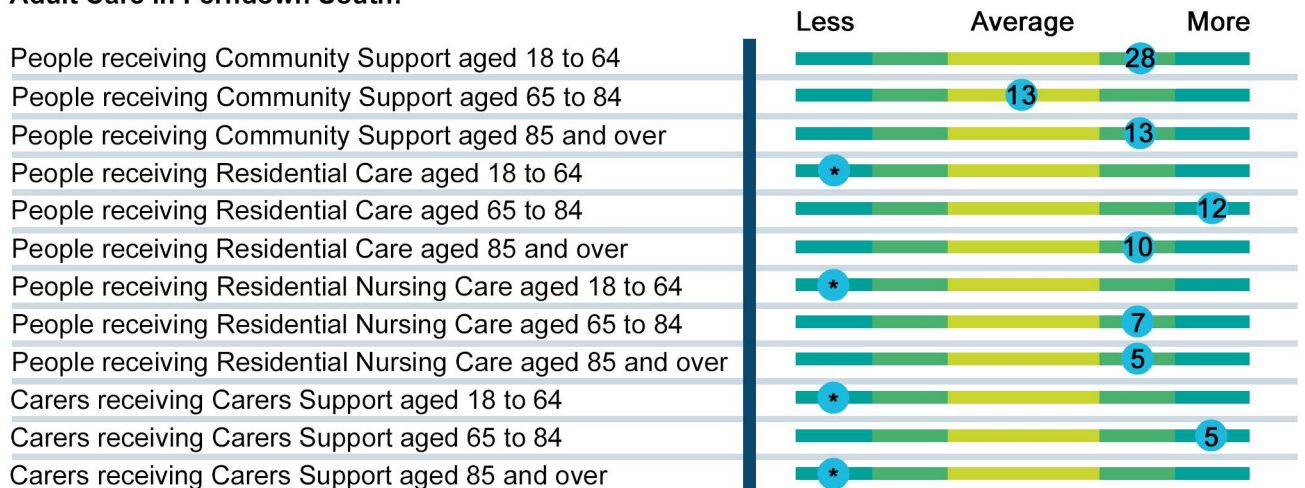
Children's Data in Ferndown South:

	Ferndown South Ward	Dorset Council
% of children in ward with an EHC*/Statement	2%	3%
% of children in ward with SEN (Special Educational Needs)	15%	14%
% of children in ward eligible for FSM (Free School Meals)	17%	13%
% of children in ward whose Mother Tongue is not English	5%	3%
% of children in ward who are White British	91%	91%
% of children in ward who are BME (Black and Minority Ethnic)	9%	9%
% of children in ward who are Persistently Absent	12%	10%

* (Education and Health Care Plan)

(Source: Children's Services Data 2019)

Adult Care in Ferndown South:



* Numbers under 5 have been suppressed

Data includes only people receiving services from Dorset Council within the ward

(Source: Adult Services Data 2018)

Mosaic Data for Ferndown South:

(Source: Mosaic Profile Data 2017)

1st Highest Mosaic Group: **B Prestige Positions 30%**

Group Description: **Established families in large detached homes living upmarket life style**

2nd Highest mosaic Group: **F Senior Security 23%**

Group Description: **Elderly people with assets who are enjoying a comfortable retirement**

3rd Highest mosaic Group: **M Family Basics 11%**

Group Description: **Families with limited resources who have to budget to make ends meet**

4th Highest mosaic Group: **D Domestic Success 10%**

Group Description: **Thriving families who are busy bringing up children and following careers**

5th Highest mosaic Group: **N Vintage Value 9%**

Group Description: **Elderly people reliant on support to meet financial or practical needs**

For further information contact research@dorsetcouncil.gov.uk. Visit Dorset Statistics <https://apps.geowessex.com/stats/> to view our Electoral Ward Dashboard or view our full Electoral Ward Profiles.