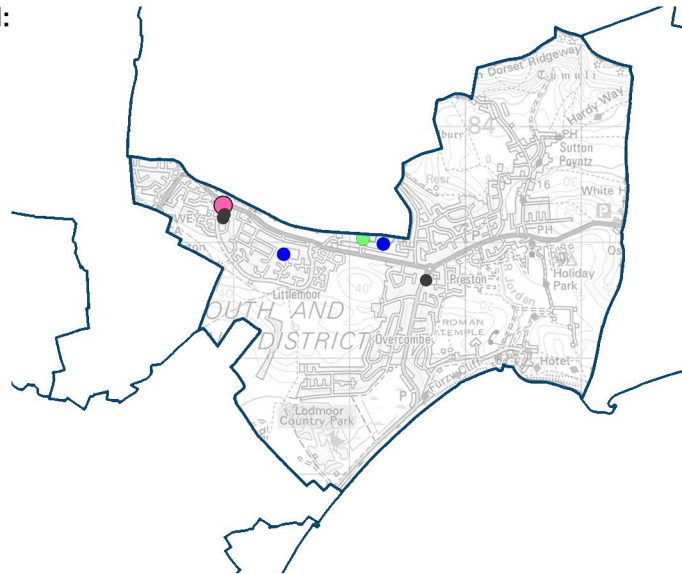


Electoral Ward Profile 2019

Littlemoor & Preston Ward:



- GP Surgery ● 3
- Hospital ● 0
- Dorset Council Library ● 1
- Community Library ● 0
- Primary School ● 2
- Middle School ● 0
- Secondary School ● 0
- Special School ● 1
- Pupil Referral Unit ● 0



2 Councillors



7,859

Electors
(2023 Figures)



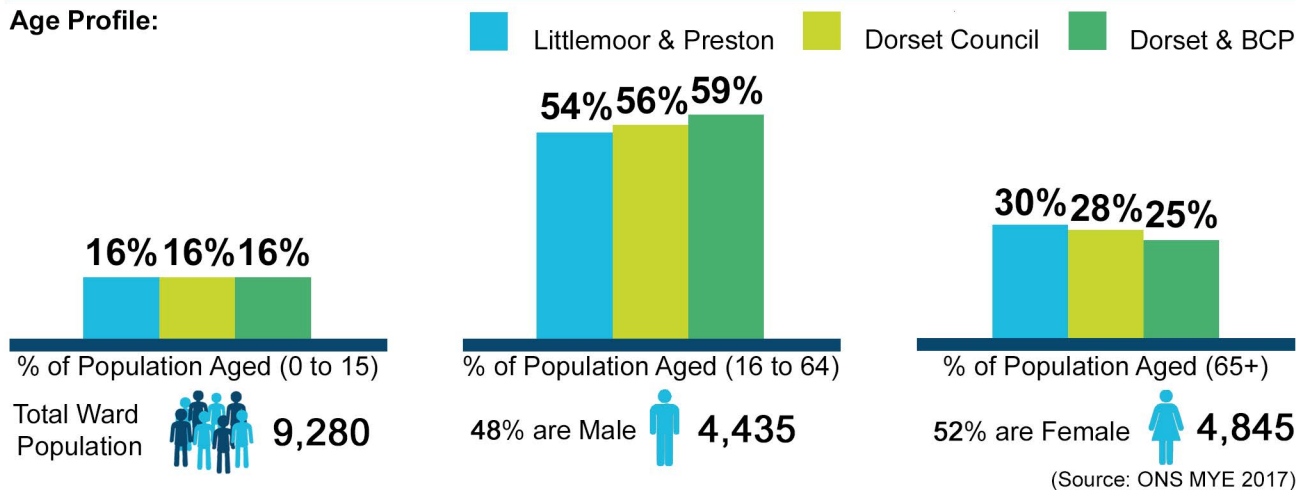
4,734

Residential Properties

Littlemoor & Preston Ward is comprised of the following Parishes:

Littlemoor, Preston and the small village of Sutton Poyntz

Age Profile:

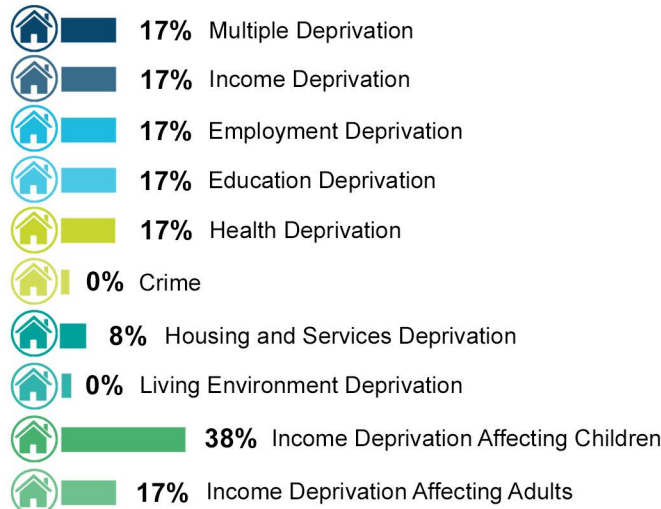


Demographics:

	Littlemoor & Preston Electoral Ward	Dorset Council	Dorset & BCP
% of Population White British	97%	96%	92%
% of Population BME (Black & Minority Ethnic)	3%	4%	8%
% of Population Who Describe Health Good/Very Good	79%	81%	81%
% of Population Who Describe Health Very Bad/Bad	6%	5%	5%
% of Population with a Longterm Illness/Disability	22%	20%	19%
% of Population within Communal Establishments	0%	3%	2%
% of Population Providing Unpaid Care	13%	12%	11%
% of Population Whose Main Language is not English	1%	2%	4%
Claimants Female - % of 16-64 Population	2%	2%	2%
Claimants Male - % of 16-64 Population	2%	1%	2%
Claimants Total - % of 16-64 Population	2%	1%	2%

(Source: 2011 Census Data)

Deprivation in Littlemoor & Preston



% of households in Littlemoor & Preston within the top 20% for deprivation nationally

When considering Deprivation, areas within the top 20% nationally are of most concern. In this measure we have calculated the proportion of households in areas in each ward which fall into the top 20% nationally for each domain. These are areas that are considered as suffering severe deprivation in a national context within that category.

(Source: Indices of Deprivation 2015)

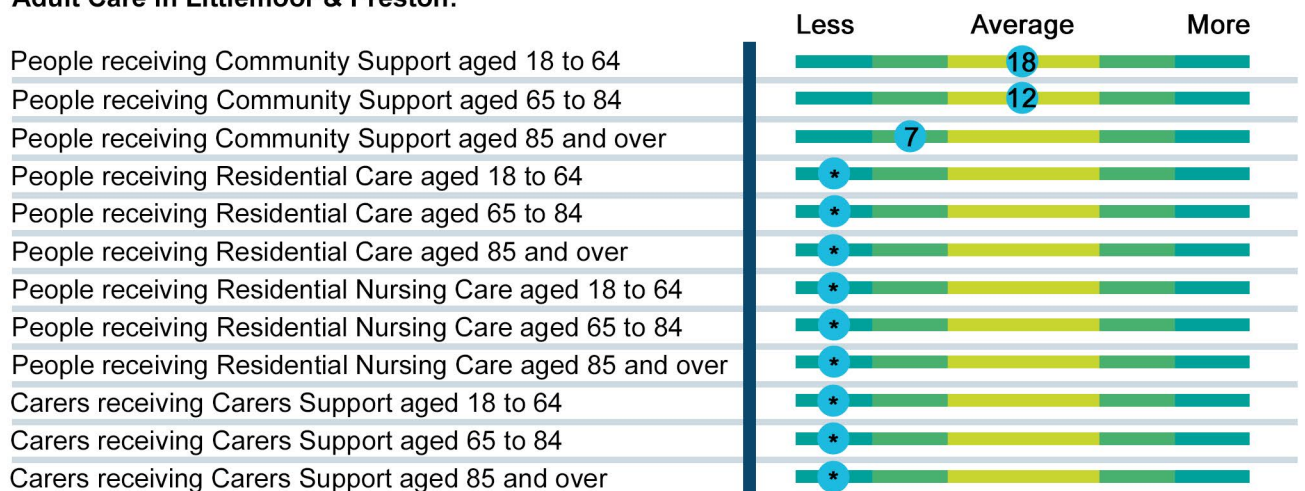
Children's Data in Littlemoor & Preston:

	Littlemoor & Preston Ward	Dorset Council
% of children in ward with an EHC*/Statement	4%	3%
% of children in ward with SEN (Special Educational Needs)	16%	14%
% of children in ward eligible for FSM (Free School Meals)	22%	13%
% of children in ward whose Mother Tongue is not English	2%	3%
% of children in ward who are White British	92%	91%
% of children in ward who are BME (Black and Minority Ethnic)	8%	9%
% of children in ward who are Persistently Absent	17%	10%

*(Education and Health Care Plan)

(Source: Children's Services Data 2019)

Adult Care in Littlemoor & Preston:



* Numbers under 5 have been suppressed

Data includes only people receiving services from Dorset Council within the ward

(Source: Adult Services Data 2018)

Mosaic Data for Littlemoor & Preston:

(Source: Mosaic Profile Data 2017)

- 1st Highest mosaic Group: **F Senior Security 19%**
Group Description: **Elderly people with assets who are enjoying a comfortable retirement**
- 2nd Highest mosaic Group: **B Prestige Positions 14%**
Group Description: **Established families in large detached homes living upmarket life style**
- 3rd Highest mosaic Group: **M Family Basics 10%**
Group Description: **Families with limited resources who have to budget to make ends meet**
- 4th Highest mosaic Group: **G Rural Reality 9%**
Group Description: **Householders living in inexpensive homes in village communities**
- 5th Highest mosaic Group: **K Modest Traditions 8%**
Group Description: **Mature home owners of value homes enjoying stable lifestyles**

For further information contact research@dorsetcouncil.gov.uk. Visit Dorset Statistics <https://apps.geowessex.com/stats/> to view our Electoral Ward Dashboard or view our full Electoral Ward Profiles.