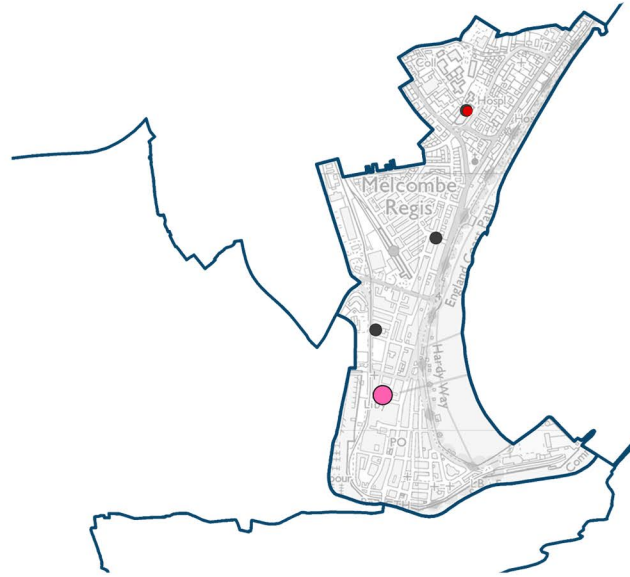


# Electoral Ward Profile 2019

## Melcombe Regis Ward:



- GP Surgery ● 3
- Hospital ● 1
- Dorset Council Library ● 1
- Community Library ● 0
- Primary School ● 0
- Middle School ● 0
- Secondary School ● 0
- Special School ● 0
- Pupil Referral Unit ● 0



**1 Councillor**



**3,466**

**Electors**  
(2023 Figures)



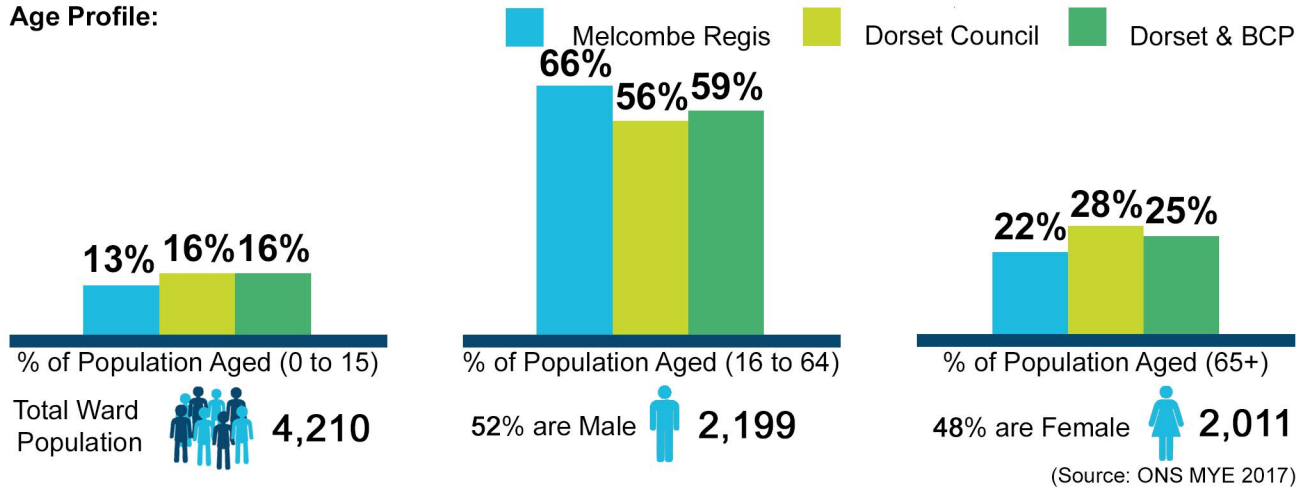
**3,096**

**Residential Properties**

Melcombe Regis Ward is comprised of the following Parishes:

Melcombe Regis is composed of the area that covers Weymouth Town Centre

### Age Profile:

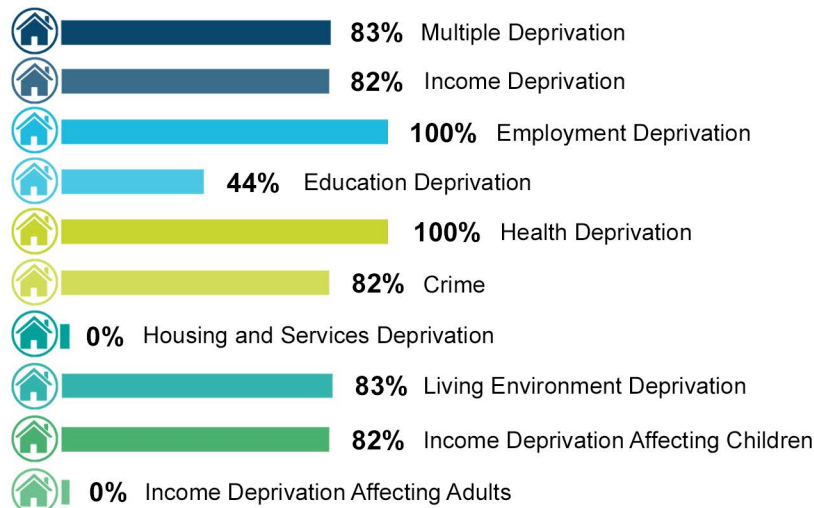


### Demographics:

	Melcombe Regis Electoral Ward	Dorset Council	Dorset & BCP
% of Population White British	88%	96%	92%
% of Population BME (Black & Minority Ethnic)	12%	4%	8%
% of Population Who Describe Health Good/Very Good	75%	81%	81%
% of Population Who Describe Health Very Bad/Bad	8%	5%	5%
% of Population with a Longterm Illness/Disability	24%	20%	19%
% of Population within Communal Establishments	3%	3%	2%
% of Population Providing Unpaid Care	8%	12%	11%
% of Population Whose Main Language is not English	7%	2%	4%
Claimants Female - % of 16-64 Population	5%	2%	2%
Claimants Male - % of 16-64 Population	8%	1%	2%
Claimants Total - % of 16-64 Population	7%	1%	2%

(Source: 2011 Census Data)

## Deprivation in Melcombe Regis



% of households in Melcombe Regis within the top 20% for deprivation nationally

When considering Deprivation, areas within the top 20% nationally are of most concern. In this measure we have calculated the proportion of households in areas in each ward which fall into the top 20% nationally for each domain. These are areas that are considered as suffering severe deprivation in a national context within that category.

(Source: Indices of Deprivation 2015)

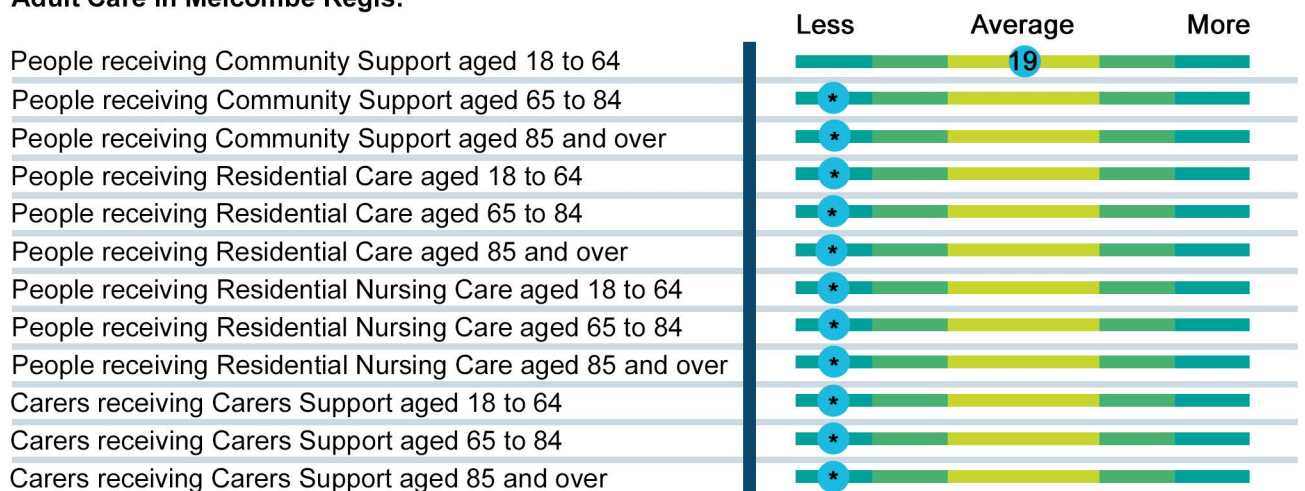
## Children's Data in Melcombe Regis:

	Melcombe Regis Ward	Dorset Council
% of children in ward with an EHC*/Statement	3%	3%
% of children in ward with SEN (Special Educational Needs)	16%	14%
% of children in ward eligible for FSM (Free School Meals)	24%	13%
% of children in ward whose Mother Tongue is not English	15%	3%
% of children in ward who are White British	73%	91%
% of children in ward who are BME (Black and Minority Ethnic)	27%	9%
% of children in ward who are Persistently Absent	27%	10%

\*(Education and Health Care Plan)

(Source: Children's Services Data 2019)

## Adult Care in Melcombe Regis:



\* Numbers under 5 have been suppressed

Data includes only people receiving services from Dorset Council within the ward

(Source: Adult Services Data 2018)

## Mosaic Data for Melcombe Regis:

(Source: Mosaic Profile Data 2017)

- 1st Highest mosaic Group: L Transient Renters 31%  
Group Description: Single people privately renting low cost homes for the short term
- 2nd Highest mosaic Group: J Rental Hubs 26%  
Group Description: Educated young people privately renting in urban neighbourhoods
- 3rd Highest mosaic Group: N Vintage Value 23%  
Group Description: Elderly people reliant on support to meet financial or practical needs
- 4th Highest mosaic Group: K Modest Traditions 7%  
Group Description: Mature home owners of value homes enjoying stable lifestyles
- 5th Highest mosaic Group: I Urban Cohesion 7%  
Group Description: Residents of settled urban communities with a strong sense of identity

For further information contact [research@dorsetcouncil.gov.uk](mailto:research@dorsetcouncil.gov.uk). Visit Dorset Statistics <https://apps.geowessex.com/stats/> to view our Electoral Ward Dashboard or view our full Electoral Ward Profiles.