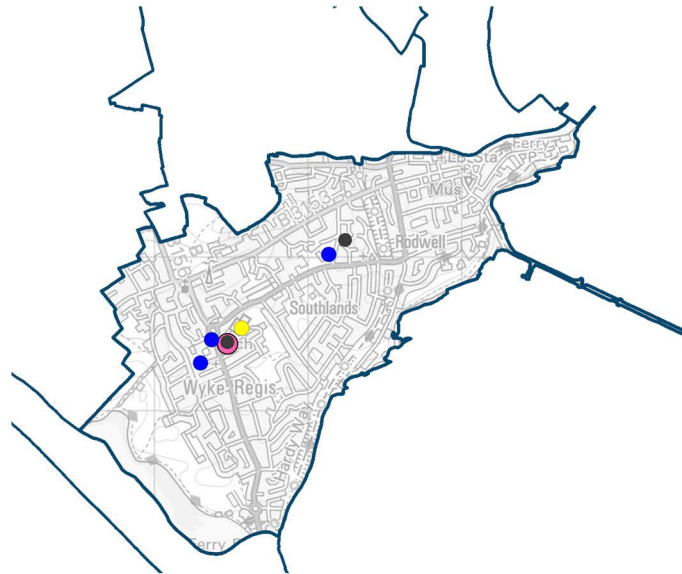


Electoral Ward Profile 2019

Rodwell & Wyke Ward:



- GP Surgery ● 2
- Hospital ● 0
- Dorset Council Library ● 1
- Community Library ● 0
- Primary School ● 3
- Middle School ● 0
- Secondary School ● 1
- Special School ● 0
- Pupil Referral Unit ● 0



3 Councillors



11,492 Electors
(2023 Figures)

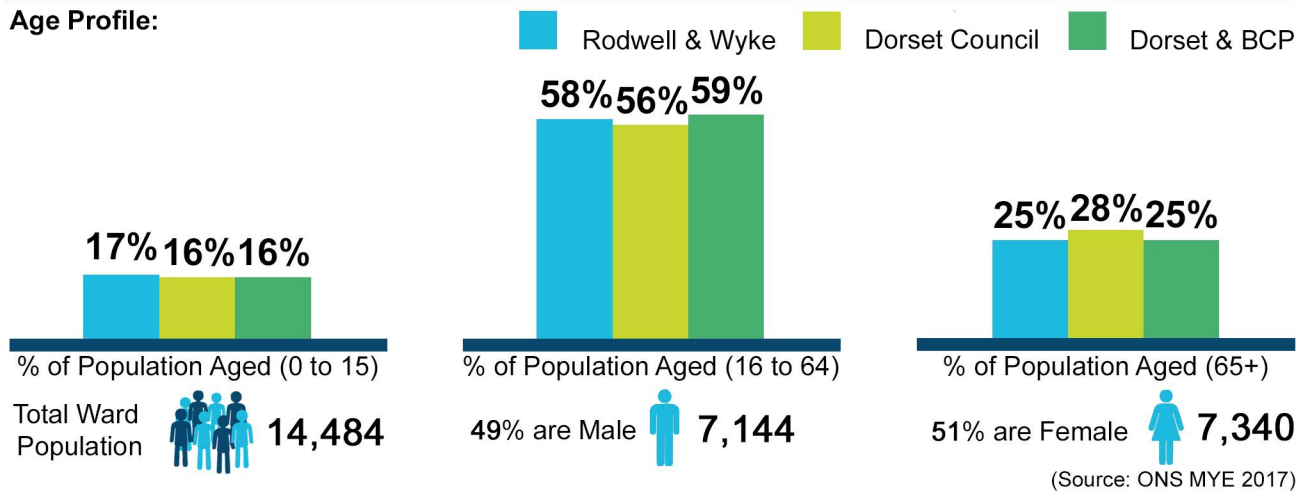


6,900 Residential Properties

Rodwell & Wyke Ward is comprised of the following Parishes:

Rodwell & Wyke Ward is composed of the areas of Rodwell and Wyke

Age Profile:

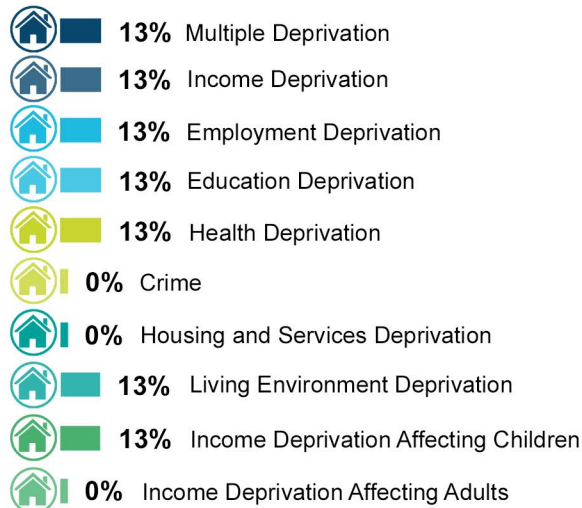


Demographics:

	Rodwell & Wyke Electoral Ward	Dorset Council	Dorset & BCP
% of Population White British	96%	96%	92%
% of Population BME (Black & Minority Ethnic)	4%	4%	8%
% of Population Who Describe Health Good/Very Good	81%	81%	81%
% of Population Who Describe Health Very Bad/Bad	5%	5%	5%
% of Population with a Longterm Illness/Disability	21%	20%	19%
% of Population within Communal Establishments	1%	3%	2%
% of Population Providing Unpaid Care	12%	12%	11%
% of Population Whose Main Language is not English	1%	2%	4%
Claimants Female - % of 16-64 Population	2%	2%	2%
Claimants Male - % of 16-64 Population	2%	1%	2%
Claimants Total - % of 16-64 Population	2%	1%	2%

(Source: 2011 Census Data)

Deprivation in Rodwell & Wyke



% of households in Rodwell & Wyke within the top 20% for deprivation nationally

When considering Deprivation, areas within the top 20% nationally are of most concern. In this measure we have calculated the proportion of households in areas in each ward which fall into the top 20% nationally for each domain. These are areas that are considered as suffering severe deprivation in a national context within that category.

(Source: Indices of Deprivation 2015)

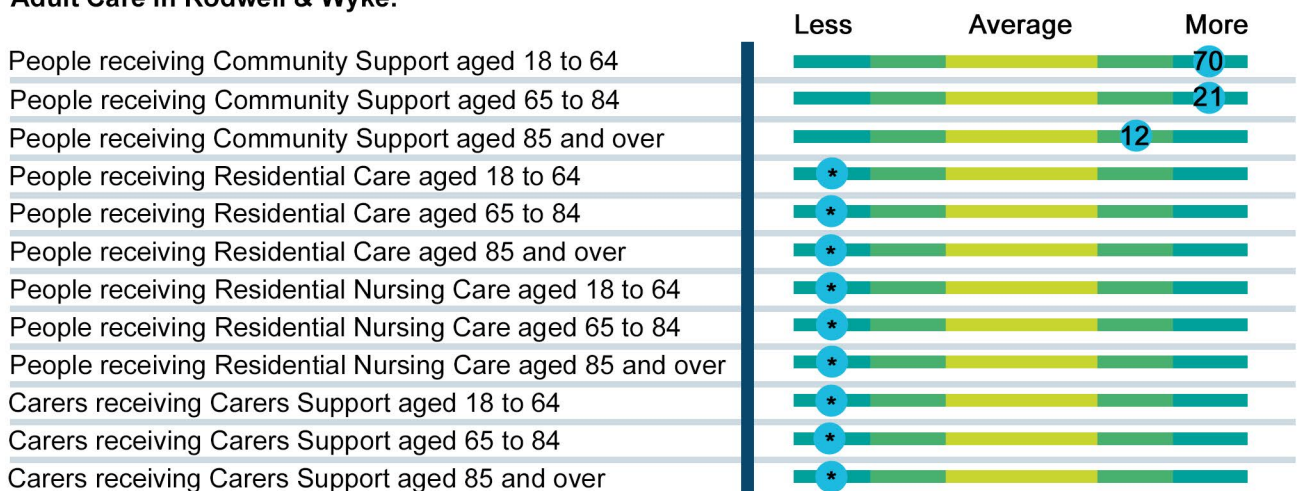
Children's Data in Rodwell & Wyke:

	Rodwell & Wyke Ward	Dorset Council
% of children in ward with an EHC*/Statement	3%	3%
% of children in ward with SEN (Special Educational Needs)	16%	14%
% of children in ward eligible for FSM (Free School Meals)	19%	13%
% of children in ward whose Mother Tongue is not English	3%	3%
% of children in ward who are White British	92%	91%
% of children in ward who are BME (Black and Minority Ethnic)	8%	9%
% of children in ward who are Persistently Absent	14%	10%

* (Education and Health Care Plan)

(Source: Children's Services Data 2019)

Adult Care in Rodwell & Wyke:



* Numbers under 5 have been suppressed

Data includes only people receiving services from Dorset Council within the ward

(Source: Adult Services Data 2018)

Mosaic Data for Rodwell & Wyke:

(Source: Mosaic Profile Data 2017)

- 1st Highest mosaic Group: **F Senior Security 18%**
Group Description: **Elderly people with assets who are enjoying a comfortable retirement**
- 2nd Highest mosaic Group: **E Suburban Stability 16%**
Group Description: **Mature suburban owners living settled lives in mid-range housing**
- 3rd Highest mosaic Group: **H Aspiring Homemakers 13%**
Group Description: **Younger households settling down in housing priced within their means**
- 4th Highest mosaic Group: **K Modest Traditions 9%**
Group Description: **Mature home owners of value homes enjoying stable lifestyles**
- 5th Highest mosaic Group: **D Domestic Success 8%**
Group Description: **Thriving families who are busy bringing up children and following careers**

For further information contact research@dorsetcouncil.gov.uk. Visit Dorset Statistics <https://apps.geowessex.com/stats/> to view our Electoral Ward Dashboard or view our full Electoral Ward Profiles.