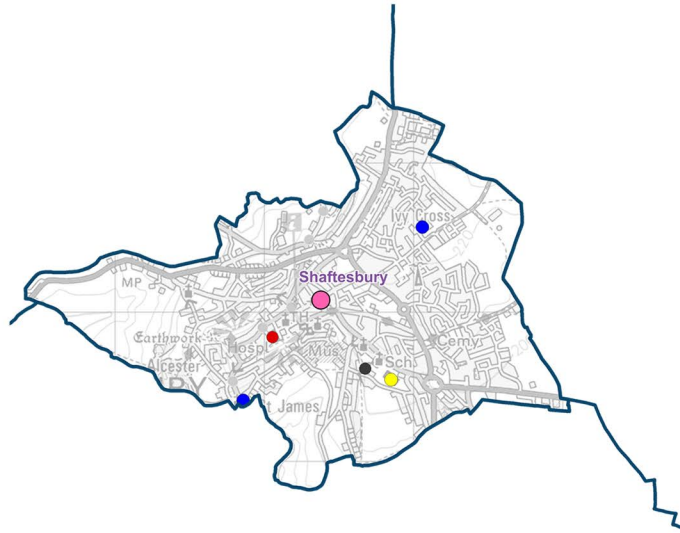


Electoral Ward Profile 2019

Shaftesbury Town Ward:



- GP Surgery ● 1
- Hospital ● 1
- Dorset Council Library ● 1
- Community Library ● 0
- Primary School ● 2
- Middle School ● 0
- Secondary School ● 1
- Special School ● 0
- Pupil Referral Unit ● 0



2 Councillors



6,934

Electors
(2023 Figures)



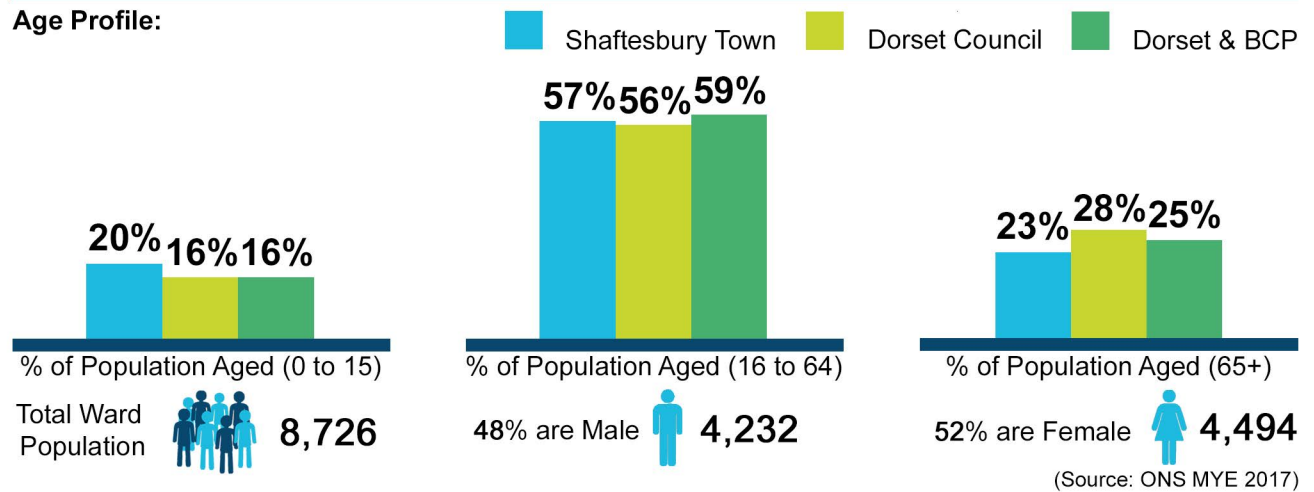
4,306

Residential Properties

Shaftesbury Ward is comprised of the following Parishes:

Shaftesbury Town Ward is composed of the Parish of Shaftesbury

Age Profile:



Demographics:

	Shaftesbury Town Electoral Ward	Dorset Council	Dorset & BCP
% of Population White British	93%	96%	92%
% of Population BME (Black & Minority Ethnic)	7%	4%	8%
% of Population Who Describe Health Good/Very Good	82%	81%	81%
% of Population Who Describe Health Very Bad/Bad	4%	5%	5%
% of Population with a Longterm Illness/Disability	18%	20%	19%
% of Population within Communal Establishments	2%	3%	2%
% of Population Providing Unpaid Care	10%	12%	11%
% of Population Whose Main Language is not English	4%	2%	4%
Claimants Female - % of 16-64 Population	2%	2%	2%
Claimants Male - % of 16-64 Population	2%	1%	2%
Claimants Total - % of 16-64 Population	2%	1%	2%

(Source: 2011 Census Data)

Deprivation in Shaftesbury Town

- 0% Multiple Deprivation
- 0% Income Deprivation
- 0% Employment Deprivation
- 0% Education Deprivation
- 0% Health Deprivation
- 0% Crime
- 0% Housing and Services Deprivation
- 0% Living Environment Deprivation
- 0% Income Deprivation Affecting Children
- 0% Income Deprivation Affecting Adults

% of households in Shaftesbury Town within the top 20% for deprivation nationally

When considering Deprivation, areas within the top 20% nationally are of most concern. In this measure we have calculated the proportion of households in areas in each ward which fall into the top 20% nationally for each domain. These are areas that are considered as suffering severe deprivation in a national context within that category.

(Source: Indices of Deprivation 2015)

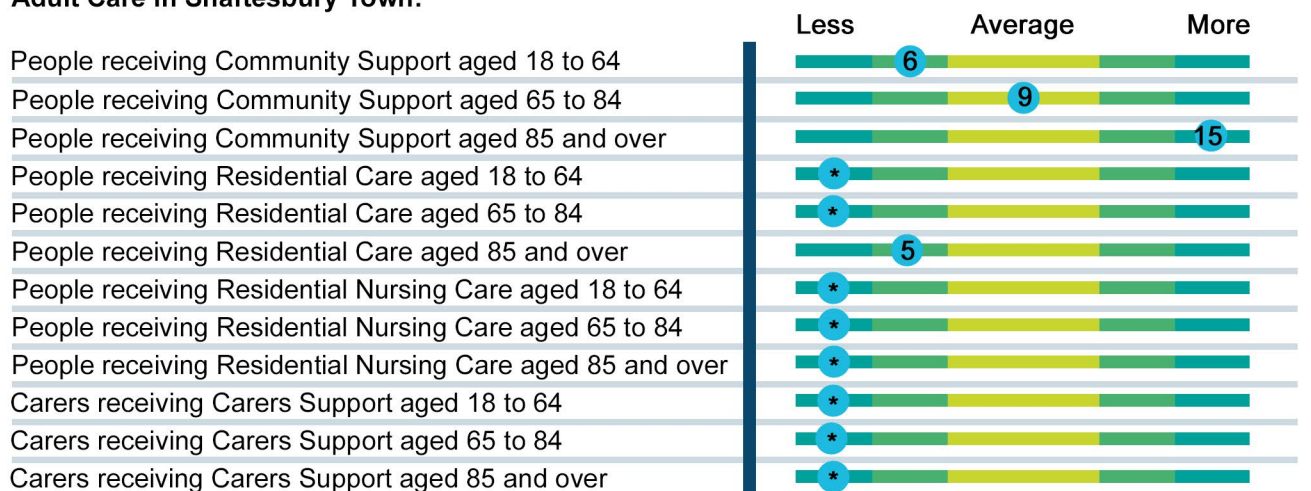
Children's Data in Shaftesbury Town:

	Shaftesbury Town Ward	Dorset Council
% of children in ward with an EHC*/Statement	2%	3%
% of children in ward with SEN (Special Educational Needs)	10%	14%
% of children in ward eligible for FSM (Free School Meals)	15%	13%
% of children in ward whose Mother Tongue is not English	9%	3%
% of children in ward who are White British	83%	91%
% of children in ward who are BME (Black and Minority Ethnic)	17%	9%
% of children in ward who are Persistently Absent	9%	10%

*(Education and Health Care Plan)

(Source: Children's Services Data 2019)

Adult Care in Shaftesbury Town:



* Numbers under 5 have been suppressed Data includes only people receiving services from Dorset Council within the ward (Source: Adult Services Data 2018)

Mosaic Data for Shaftesbury Town:

(Source: Mosaic Profile Data 2017)

- 1st Highest mosaic Group: **H Aspiring Homemakers 23%**
Group Description: **Younger households settling down in housing priced within their means**
- 2nd Highest mosaic Group: **F Senior Security 15%**
Group Description: **Elderly people with assets who are enjoying a comfortable retirement**
- 3rd Highest mosaic Group: **E Suburban Stability 11%**
Group Description: **Mature suburban owners living settled lives in mid-range housing**
- 4th Highest mosaic Group: **N Vintage Value 10%**
Group Description: **Elderly people reliant on support to meet financial or practical needs**
- 5th Highest mosaic Group: **B Prestige Positions 8%**
Group Description: **Established families in large detached homes living upmarket life style**

For further information contact research@dorsetcouncil.gov.uk. Visit Dorset Statistics <https://apps.geowessex.com/stats/> to view our Electoral Ward Dashboard or view our full Electoral Ward Profiles.