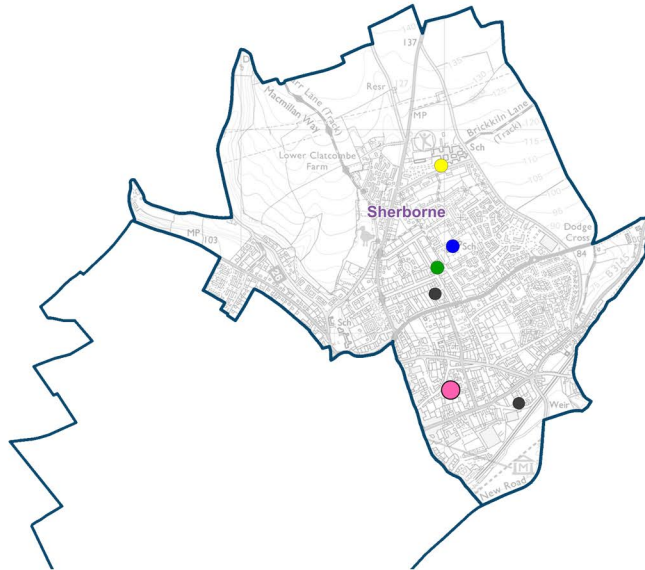


Electoral Ward Profile 2019

Sherborne East Ward:



- GP Surgery ● 3
- Hospital ● 0
- Dorset Council Library ● 1
- Community Library ● 0
- Primary School ● 1
- Middle School ● 0
- Secondary School ● 1
- Special School ● 0
- Pupil Referral Unit ● 1



1 Councillor



3,904

Electors
(2023 Figures)



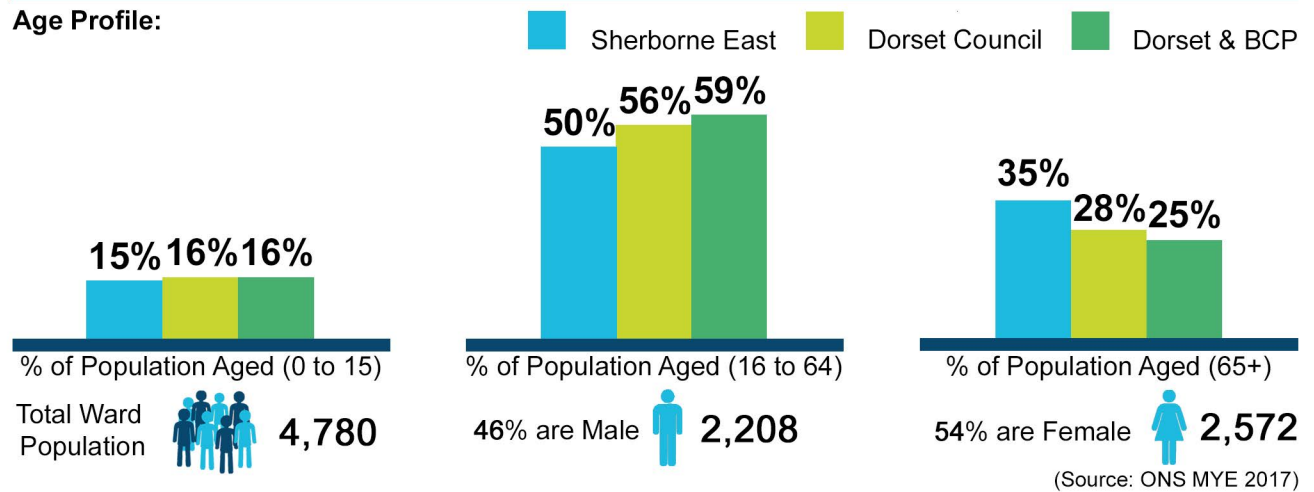
2,556

Residential Properties

Sherborne East Ward is comprised of the following Parishes:

Sherborne East Ward is composed of the eastern side of Sherborne

Age Profile:

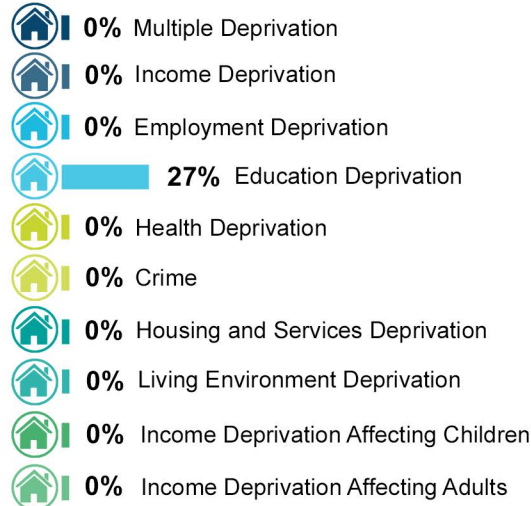


Demographics:

	Sherborne East Electoral Ward	Dorset Council	Dorset & BCP
% of Population White British	92%	96%	92%
% of Population BME (Black & Minority Ethnic)	8%	4%	8%
% of Population Who Describe Health Good/Very Good	78%	81%	81%
% of Population Who Describe Health Very Bad/Bad	5%	5%	5%
% of Population with a Longterm Illness/Disability	23%	20%	19%
% of Population within Communal Establishments	5%	3%	2%
% of Population Providing Unpaid Care	10%	12%	11%
% of Population Whose Main Language is not English	5%	2%	4%
Claimants Female - % of 16-64 Population	2%	2%	2%
Claimants Male - % of 16-64 Population	3%	1%	2%
Claimants Total - % of 16-64 Population	2%	1%	2%

(Source: 2011 Census Data)

Deprivation in Sherborne East



% of households in Sherborne East within the top 20% for deprivation nationally

When considering Deprivation, areas within the top 20% nationally are of most concern. In this measure we have calculated the proportion of households in areas in each ward which fall into the top 20% nationally for each domain. These are areas that are considered as suffering severe deprivation in a national context within that category.

(Source: Indices of Deprivation 2015)

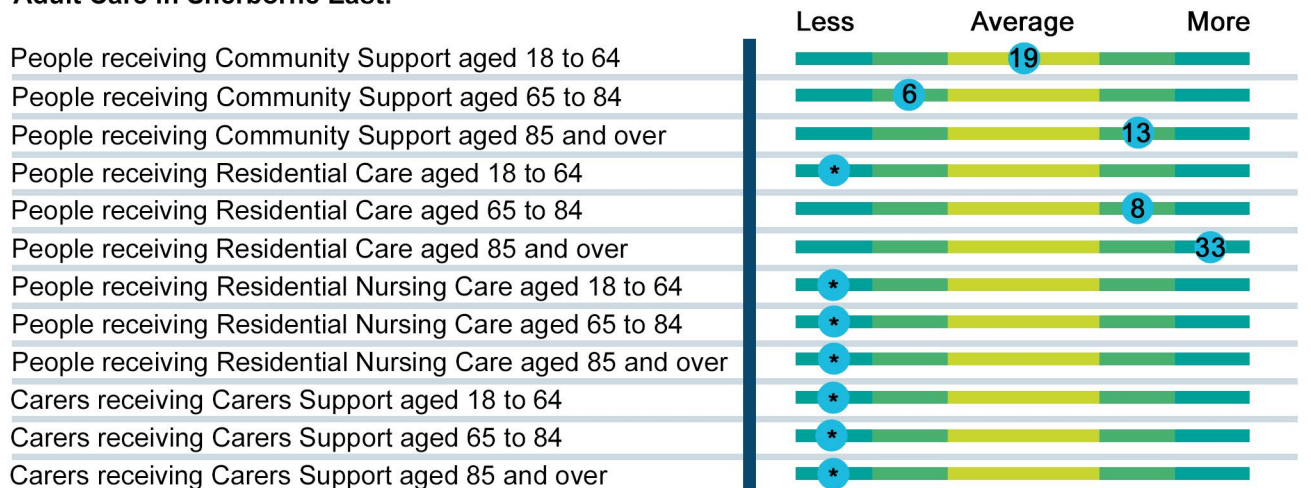
Children's Data in Sherborne East:

	Sherborne East Ward	Dorset Council
% of children in ward with an EHC*/Statement	2%	3%
% of children in ward with SEN (Special Educational Needs)	14%	14%
% of children in ward eligible for FSM (Free School Meals)	17%	13%
% of children in ward whose Mother Tongue is not English	7%	3%
% of children in ward who are White British	86%	91%
% of children in ward who are BME (Black and Minority Ethnic)	14%	9%
% of children in ward who are Persistently Absent	12%	10%

*(Education and Health Care Plan)

(Source: Children's Services Data 2019)

Adult Care in Sherborne East:



* Numbers under 5 have been suppressed Data includes only people receiving services from Dorset Council within the ward (Source: Adult Services Data 2018)

Mosaic Data for Sherborne East:

(Source: Mosaic Profile Data 2017)

- 1st Highest mosaic Group: **F Senior Security 24%**
Group Description: **Elderly people with assets who are enjoying a comfortable retirement**
- 2nd Highest mosaic Group: **N Vintage Value 18%**
Group Description: **Elderly people reliant on support to meet financial or practical needs**
- 3rd Highest mosaic Group: **B Prestige Positions 11%**
Group Description: **Established families in large detached homes living upmarket life style**
- 4th Highest mosaic Group: **D Domestic Success 8%**
Group Description: **Thriving families who are busy bringing up children and following careers**
- 5th Highest mosaic Group: **M Family Basics 7%**
Group Description: **Families with limited resources who have to budget to make ends meet**

For further information contact research@dorsetcouncil.gov.uk. Visit Dorset Statistics <https://apps.geowessex.com/stats/> to view our Electoral Ward Dashboard or view our full Electoral Ward Profiles.