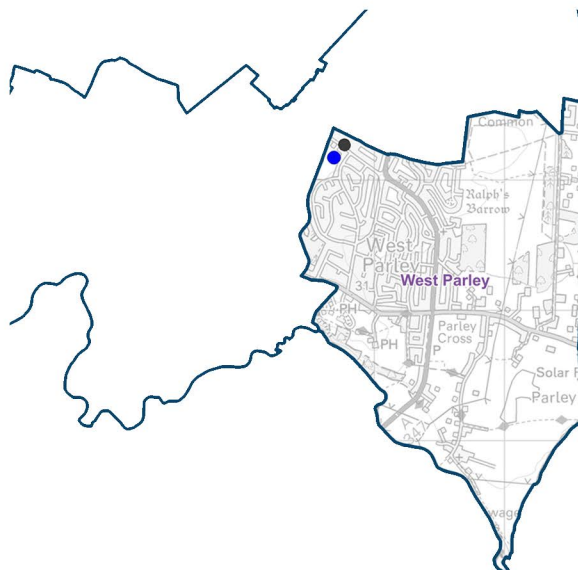
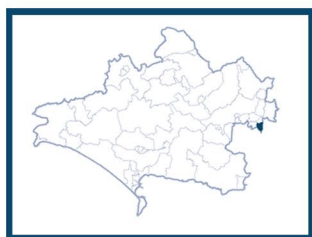


# Electoral Ward Profile 2019

## West Parley Ward:



- GP Surgery ● 2
- Hospital ● 0
- Dorset Council Library ● 0
- Community Library ● 0
- Primary School ● 1
- Middle School ● 0
- Secondary School ● 0
- Special School ● 0
- Pupil Referral Unit ● 0



**1 Councillor**



**3,805**

**Electors**  
(2023 Figures)



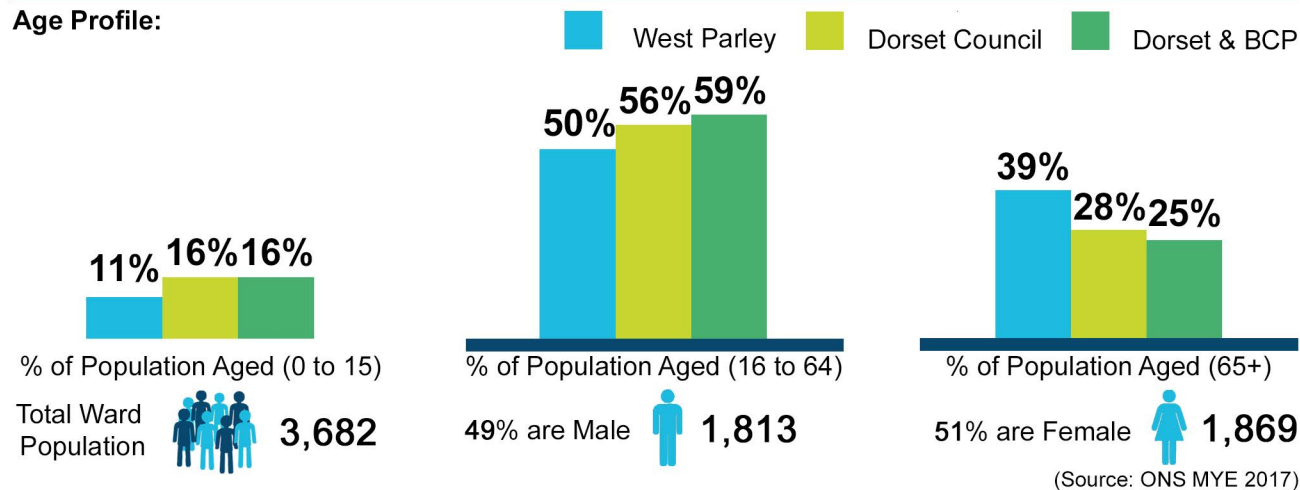
**1,673**

**Residential Properties**

### West Parley is comprised of the following Parishes:

West Parley Ward is wholly comprised of Parley Parish

### Age Profile:

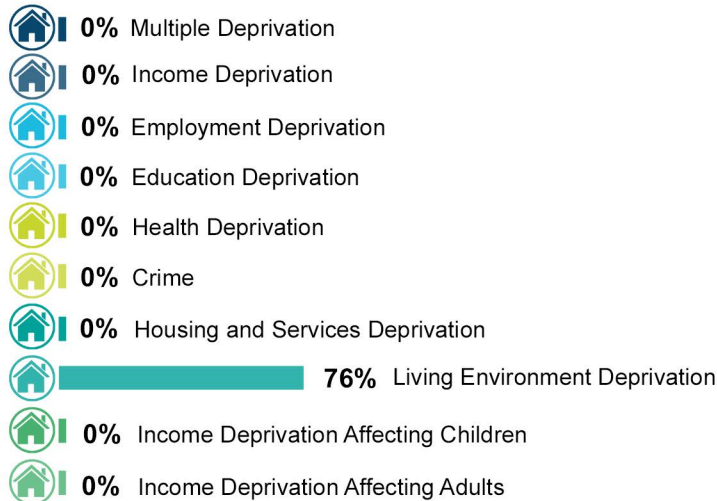


### Demographics:

	West Parley Ward	Dorset Council	Dorset & BCP
% of Population White British	96%	96%	92%
% of Population BME (Black & Minority Ethnic)	4%	4%	8%
% of Population Who Describe Health Good/Very Good	79%	81%	81%
% of Population Who Describe Health Very Bad/Bad	5%	5%	5%
% of Population with a Longterm Illness/Disability	23%	20%	19%
% of Population within Communal Establishments	1%	3%	2%
% of Population Providing Unpaid Care	15%	12%	11%
% of Population Whose Main Language is not English	1%	2%	4%
Claimants Female - % of 16-64 Population	1%	2%	2%
Claimants Male - % of 16-64 Population	1%	1%	2%
Claimants Total - % of 16-64 Population	1%	1%	2%

(Source: 2011 Census Data)

## Deprivation in West Parley Ward



% of households in West Parley within the top 20% for deprivation nationally

When considering Deprivation, areas within the top 20% nationally are of most concern. In this measure we have calculated the proportion of households in areas in each ward which fall into the top 20% nationally for each domain. These are areas that are considered as suffering severe deprivation in a national context within that category.

(Source: Indices of Deprivation 2015)

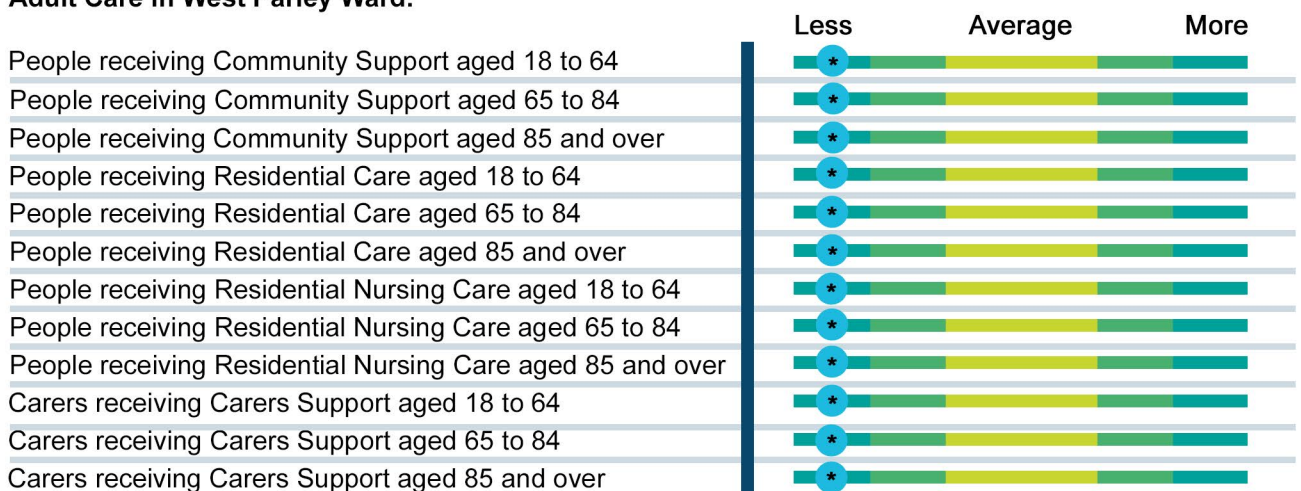
## Children's Data in West Parley Ward:

	West Parley Ward	Dorset Council
% of children in ward with an EHC*/Statement	2%	3%
% of children in ward with SEN (Special Educational Needs)	11%	14%
% of children in ward eligible for FSM (Free School Meals)	9%	13%
% of children in ward whose Mother Tongue is not English	4%	3%
% of children in ward who are White British	93%	91%
% of children in ward who are BME (Black and Minority Ethnic)	7%	9%
% of children in ward who are Persistently Absent	8%	10%

\*(Education and Health Care Plan)

(Source: Children's Services Data 2019)

## Adult Care in West Parley Ward:



\* Numbers under 5 have been suppressed

Data includes only people receiving services from Dorset Council within the ward

(Source: Adult Services Data 2018)

## Mosaic Data for West Parley:

(Source: Mosaic Profile Data 2017)

1st Highest mosaic Group: **B Prestige Positions 48%**

Group Description: **Established families in large detached homes living upmarket life style**

2nd Highest mosaic Group: **F Senior Security 29%**

Group Description: **Elderly people with assets who are enjoying a comfortable retirement**

3rd Highest mosaic Group: **D Domestic Success 9%**

Group Description: **Thriving families who are busy bringing up children and following careers**

4th Highest mosaic Group: **N Vintage Value 4%**

Group Description: **Elderly people reliant on support to meet financial or practical needs**

5th Highest mosaic Group: **G Rural Reality 3%**

Group Description: **Householders living in inexpensive homes in village communities**

For further information contact [research@dorsetcouncil.gov.uk](mailto:research@dorsetcouncil.gov.uk). Visit Dorset Statistics <https://apps.geowessex.com/stats/> to view our Electoral Ward Dashboard or view our full Electoral Ward Profiles.