

February
2020

Our communities

Topic Report

bitesize



These bulletins refer to the former district council areas of Dorset

COMMUTING BY OCCUPATION: WEST DORSET

Commuting data are sourced from the Census of Population 2011 produced by the Office for National Statistics. This bulletin does not include the movements of people who live and work in the same area; have no fixed workplace; are primarily home-workers; work offshore/outside the UK; or who are full time students. It primarily presents data for movements in and out of the area largely for work purposes.

Big Numbers

6,200 Net commuting gain to the area

17,500 In-commuters

6,100 Commuters gained from Weymouth and Portland
500 Commuters gained from North Dorset

11,300 Out-commuters

Box 1: Net commuting gain/loss

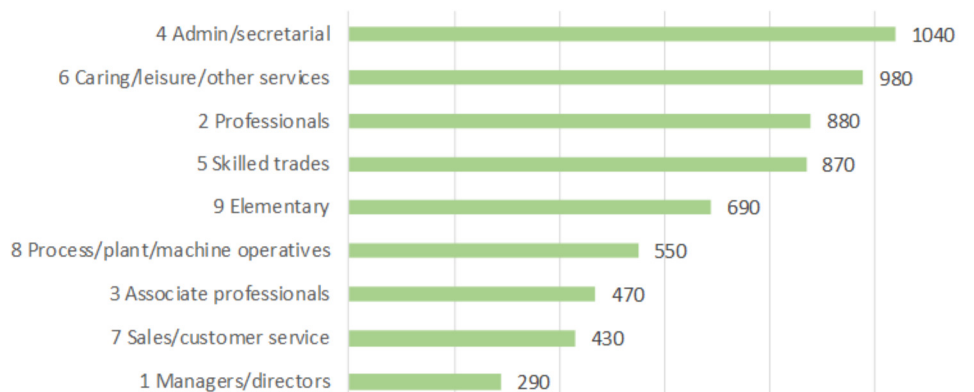
The biggest net commuting gains were from:

- Weymouth & Portland +6,100²,
- North Dorset +500
- East Devon +300
- South Somerset +250
- East Dorset +200

The biggest net losses of workers were to:

- Purbeck -300
- City of London (Westminster) -200
- Poole -150

Net gain/loss by occupation: West Dorset

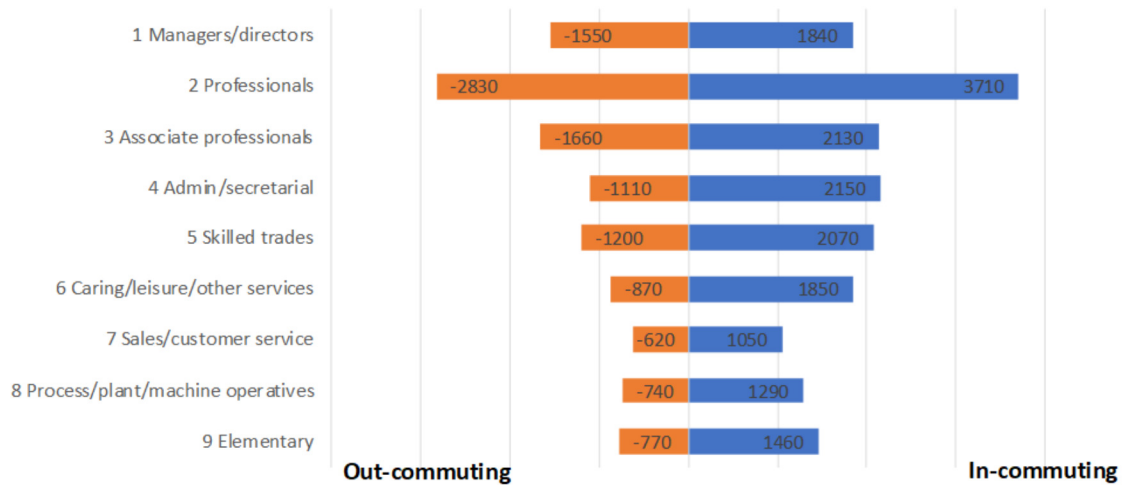


By occupation, the biggest net commuting gains were largely for intermediate skill occupations, particularly administrative/secretarial and caring/leisure/other roles. By occupation, West Dorset had no net commuting losses.

Sources/notes

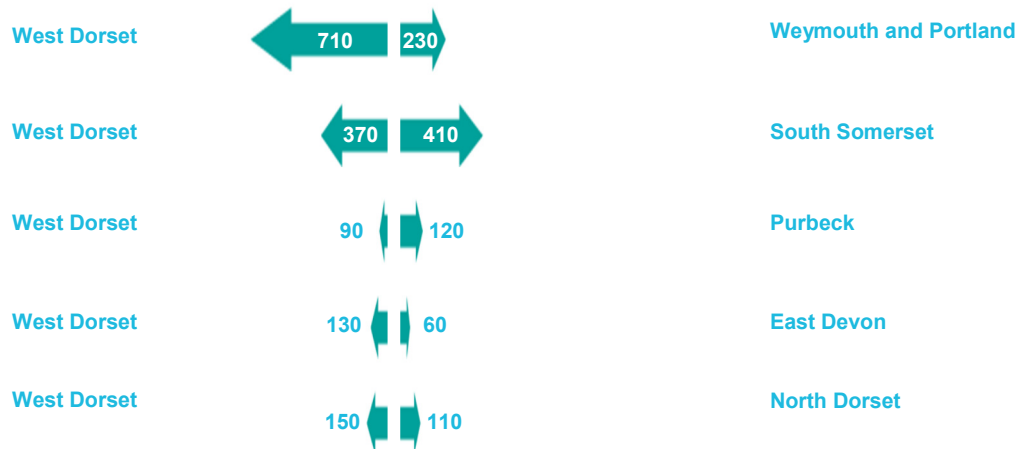
- 1 This work was produced using statistical data from ONS. The use of the ONS statistical data in this work does not imply the endorsement of the ONS in relation to the interpretation or analysis of the statistical data. This work uses research datasets which may not exactly reproduce National Statistics aggregates
- 2 ie there were around 8,200 in-commuters from here and 2,100 out-commuters

Box 2: In/Out commuting by occupation:



Box 3: Managers/directors and senior officials³

West Dorset has a net gain of 290 in this occupation with 1,840 in-commuters but 1,550 out-commuters. The biggest net gain is from Weymouth & Portland but there are other movements of people in this occupation which may be considerable but much in balance.

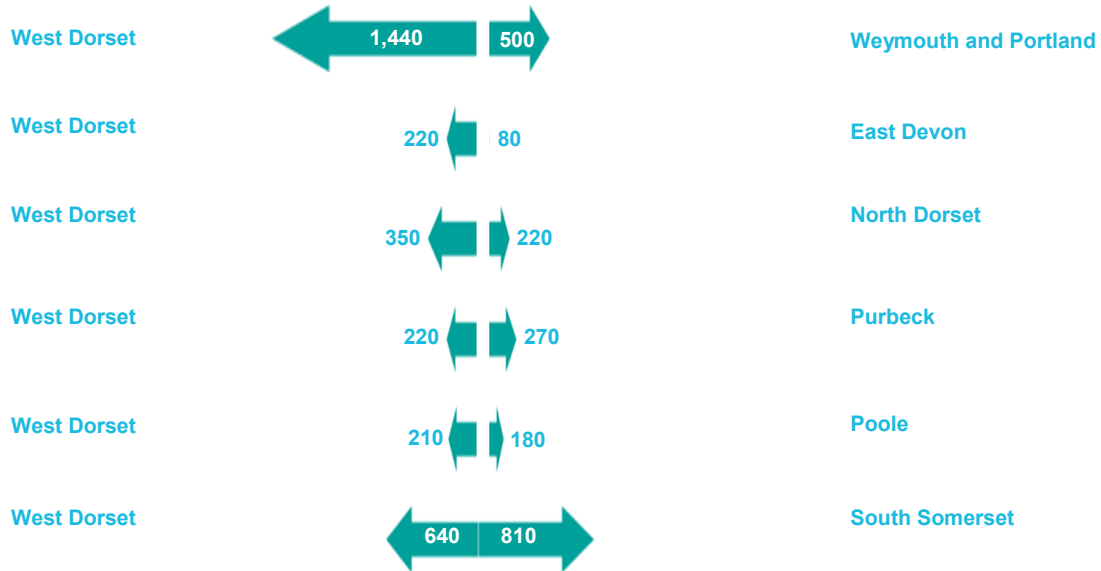


Sources/notes

³ Occupation descriptions are by Standard Occupational Classification (SOC) 1 to 9, as used by the ONS

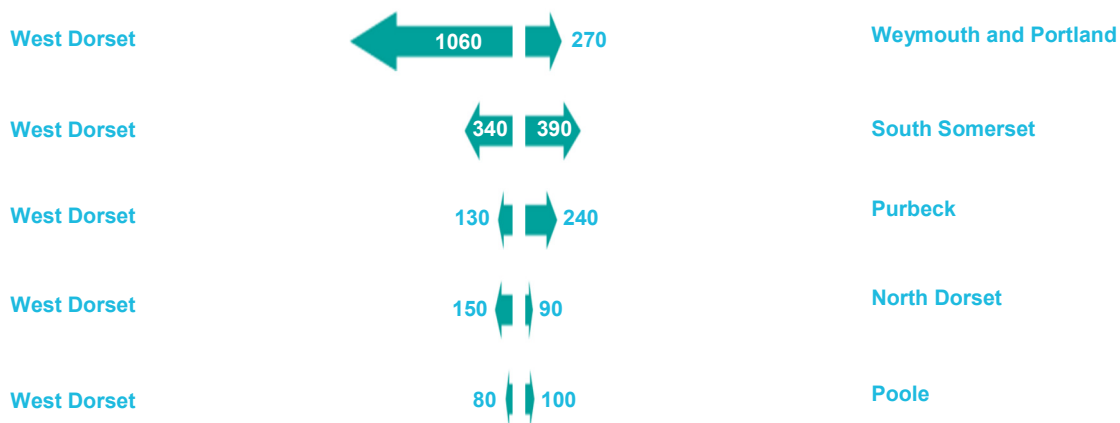
Box 4: Professional occupations

West Dorset has a net gain of 880 in this occupation with 3,710 in-commuters but 2,830 out-commuters. The biggest net gains of workers are from Weymouth & Portland, East Devon and North Dorset. The biggest net loss is to South Somerset.



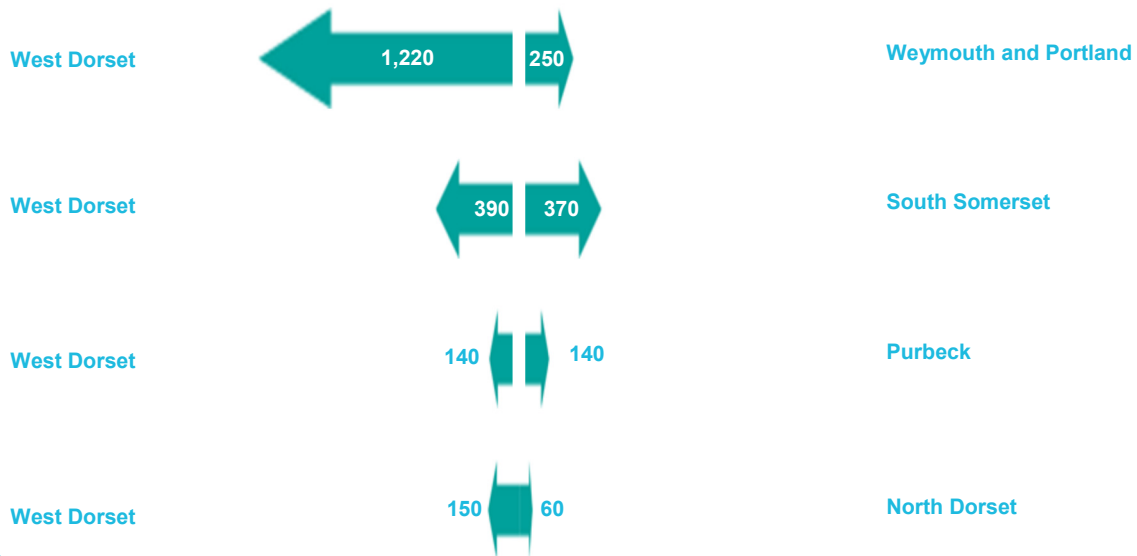
Box 5: Associate professional occupations

West Dorset has a net gain of 470 in this occupation with 2,130 in-commuters but 1,660 out-commuters. The biggest net loss is to Purbeck and the biggest net gain from Weymouth & Portland.



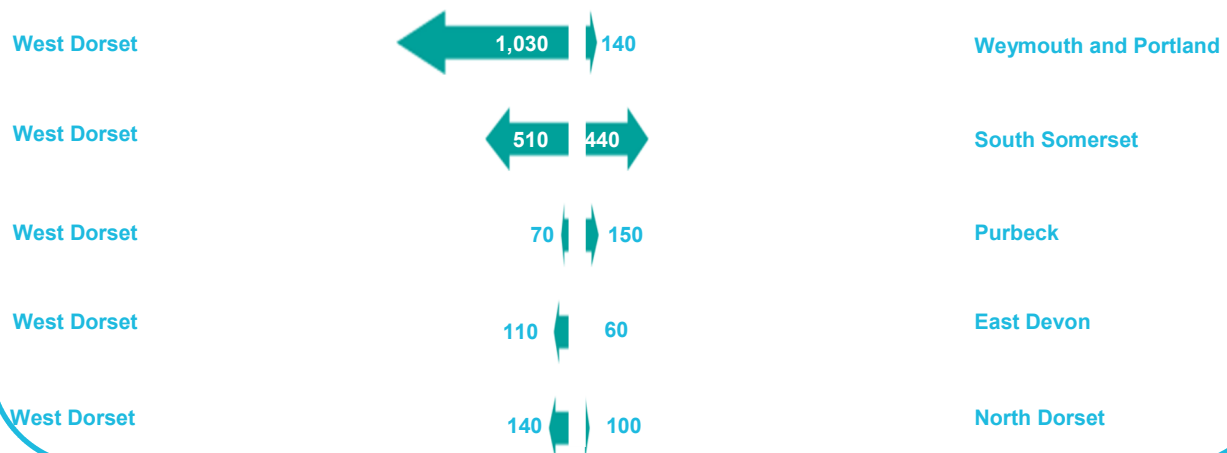
Box 6: Administrative/secretarial occupations

West Dorset has a net gain of 1,040 in this occupation with 2,150 in-commuters but 1,110 out-commuters. The biggest net gain is from Weymouth & Portland



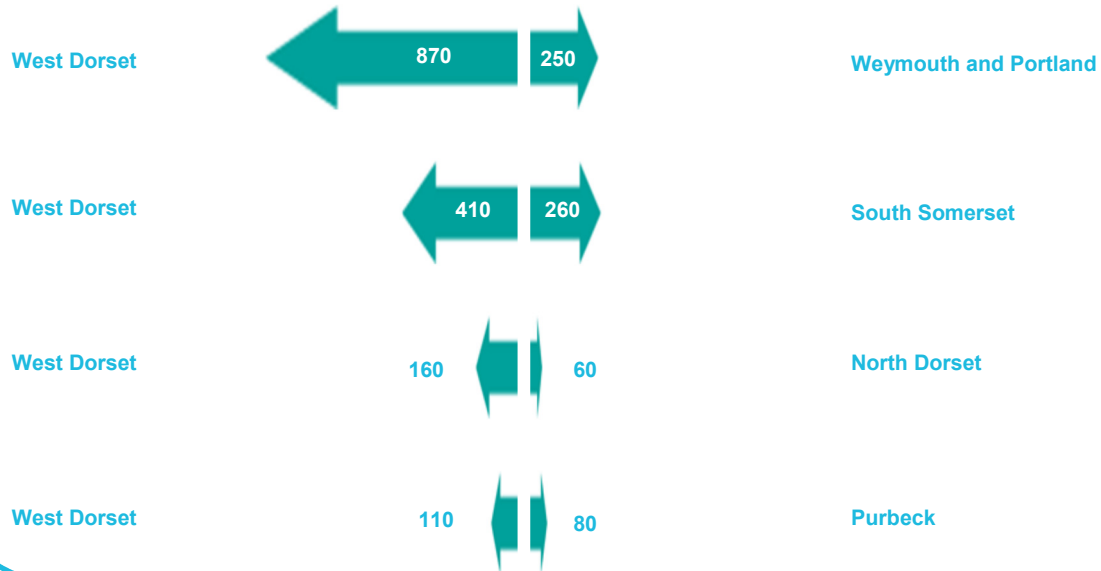
Box 7: Skilled trade occupations

West Dorset has a net gain of 870 in this occupation with 2,070 in-commuters but 1,200 out-commuters. The biggest net gain is from Weymouth & Portland



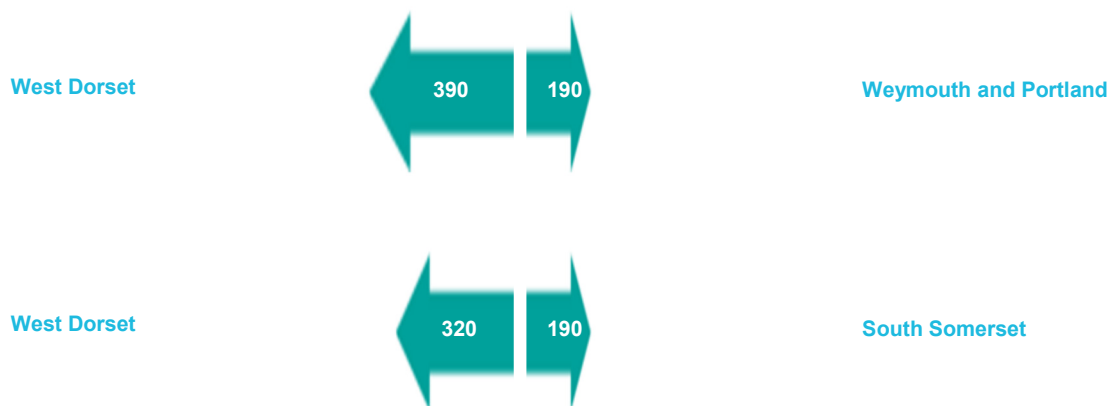
Box 8: Caring leisure and other service occupations

West Dorset has a net gain of 980 in this occupation with 1,850 in-commuters but 870 out-commuters. The biggest net gains are from Weymouth & Portland, South Somerset and North Dorset.



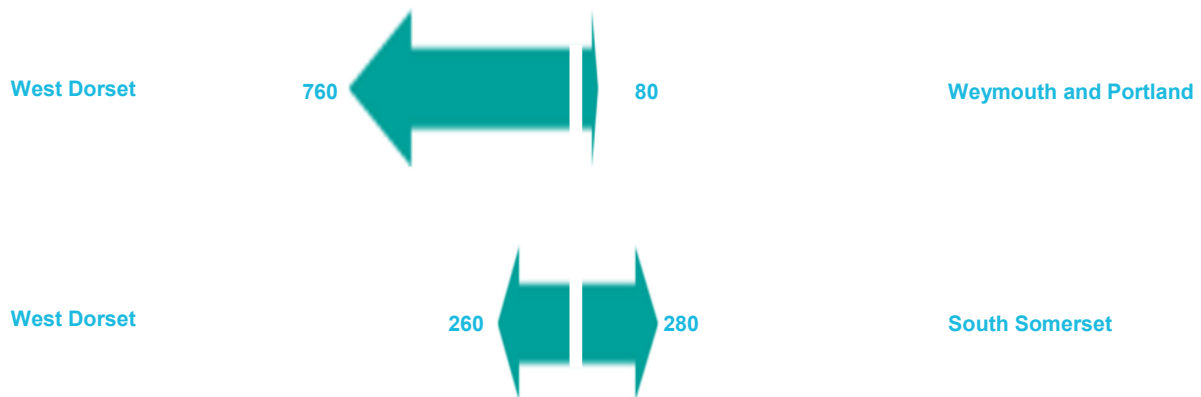
Box 9: Sales and customer service occupations

West Dorset has a net gain of 430 in this occupation with 1,050 in-commuters but 620 out-commuters. The biggest net gains are from Weymouth & Portland and South Somerset.



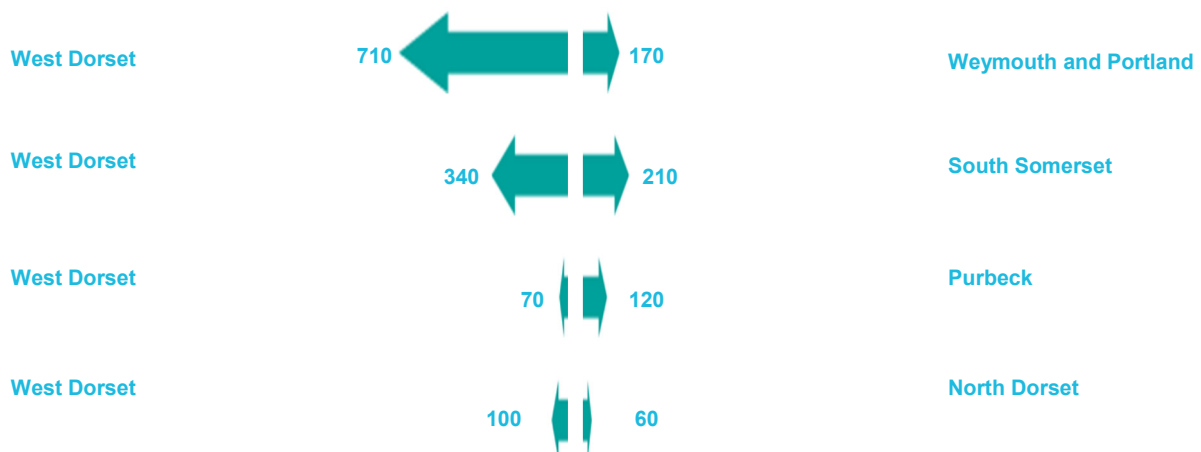
Box 10: Process plant and machine operatives

West Dorset has a net gain of 550 in this occupation with 1,290 in-commuters but 740 out-commuters. The biggest net gain is from Weymouth & Portland.



Box 11: Elementary occupations

West Dorset has a net gain of 690 in this occupation with 1,460 in-commuters but 770 out-commuters. The biggest net gain is in workers from Weymouth & Portland.



Why does it matter?

Travelling to and from work can take a lot of time with potential impacts on health and well-being through lost opportunities for active pursuits, learning and time with family. Whilst the council cannot dictate where people should work, we can provide the necessary digital and physical infrastructure to encourage quality employment provision which may allow more choice in the labour market and openings to work closer to home.