

February  
2020

# Our communities

## Topic Report

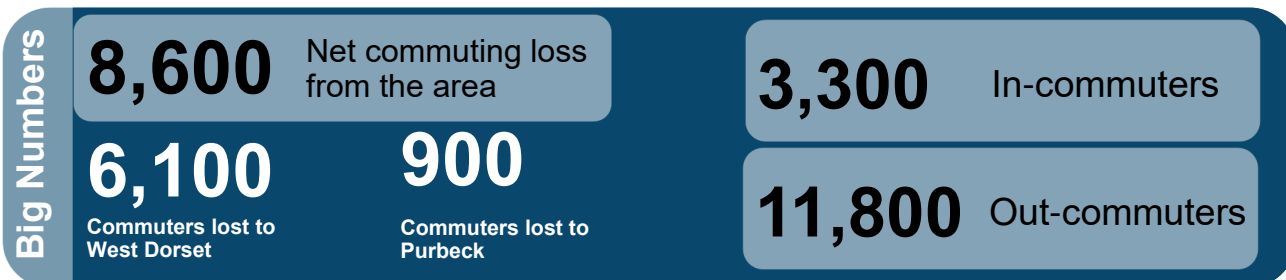
bitesize



These bulletins refer to the former district council areas of Dorset

## COMMUTING BY OCCUPATION: WEYMOUTH & PORTLAND

Commuting data are sourced from the Census of Population 2011 produced by the Office for National Statistics. This bulletin does not include the movements of people who live and work in the same area; have no fixed workplace; are primarily home-workers; work offshore/outside the UK; or who are full time students. It primarily presents data for movements in and out of the area largely for work purposes.



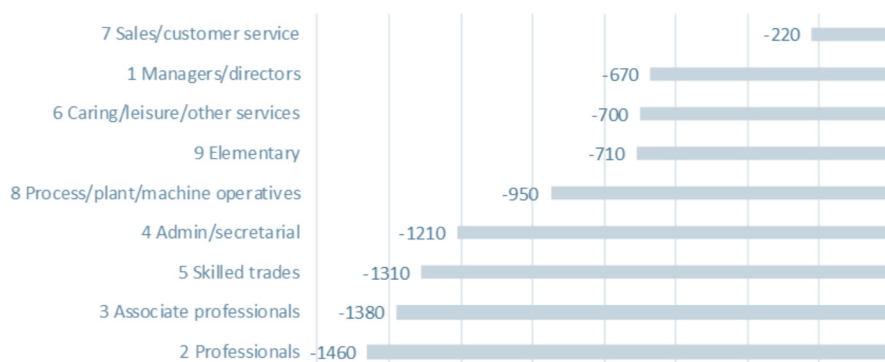
### Box 1: Net commuting gain/loss

The biggest net commuting losses were to:

- West Dorset -6,100<sup>2</sup>
- Purbeck -900
- South Somerset -400
- Poole -300

- There was no large net gain of workers from any other area.

#### Net gain/loss by occupation: Weymouth and Portland

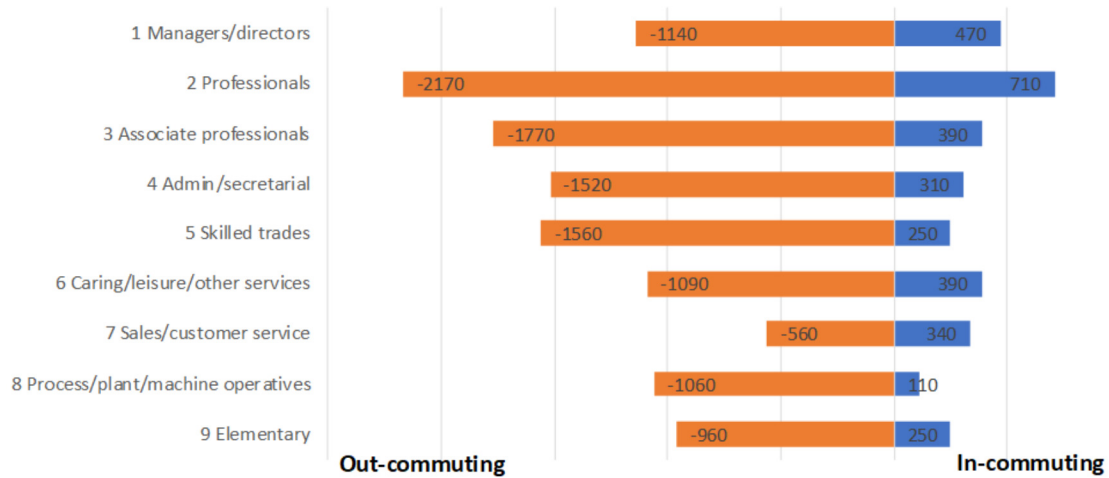


By occupation, the biggest net commuting losses were largely for higher skill occupations, skilled trades and administrative/secretarial roles. By occupation, Weymouth & Portland made no net commuting gains.

#### Sources/notes

- 1 This work was produced using statistical data from ONS. The use of the ONS statistical data in this work does not imply the endorsement of the ONS in relation to the interpretation or analysis of the statistical data. This work uses research datasets which may not exactly reproduce National Statistics aggregates
- 2 ie there were around 2,100 in-commuters from here but 8,200 out-commuters

## Box 2: In/Out commuting by occupation



## Box 3: Managers/directors and senior officials<sup>3</sup>

Weymouth & Portland has a net loss of 670 in this occupation with 470 in-commuters but 1,140 out-commuters. The biggest net loss is to West Dorset.

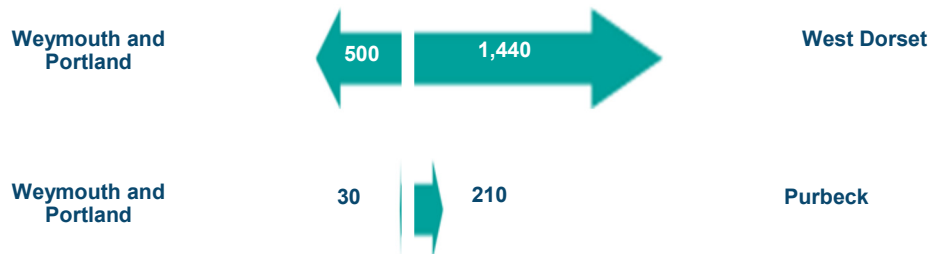


### Sources/notes

<sup>3</sup> Occupation descriptions are by Standard Occupational Classification (SOC) 1 to 9, as used by the ONS

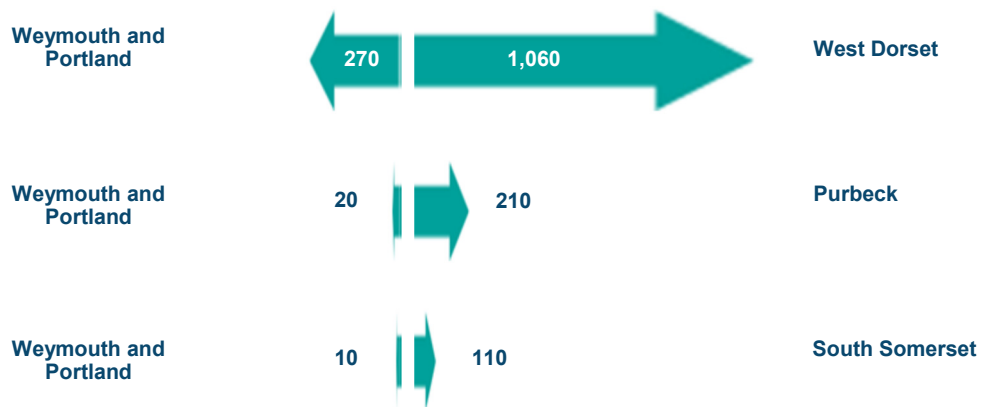
### Box 4: Professional occupations

Weymouth & Portland has a net loss of 1,460 in this occupation with 710 in-commuters but 2,170 out-commuters. The biggest net loss of workers is to West Dorset followed by Purbeck.



### Box 5: Associate professional occupations

Weymouth & Portland has a net loss of 1,380 in this occupation with 390 in-commuters but 1,770 out-commuters. The biggest net losses are to West Dorset, Purbeck and South Somerset.



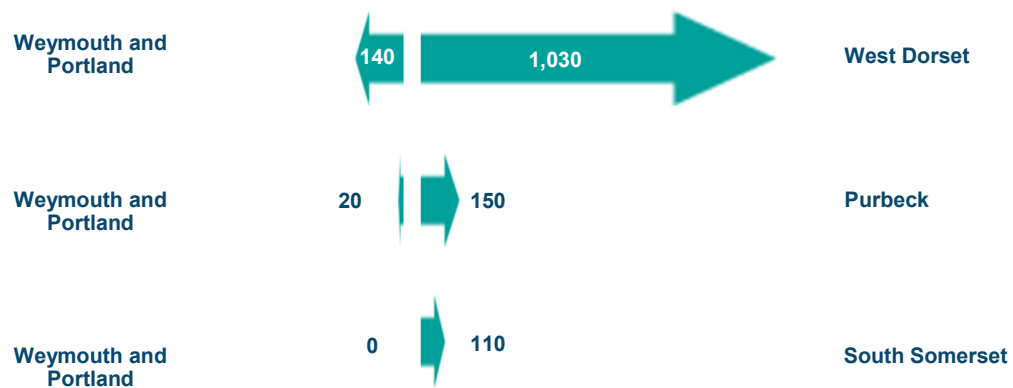
### Box 6: Administrative/secretarial occupations

Weymouth & Portland has a net loss of 1,210 in this occupation with 310 in-commuters but 1,520 out-commuters. The biggest net loss of workers is to West Dorset followed by Purbeck.



### Box 7: Skilled trade occupations

Weymouth & Portland has a net loss of 1,310 in this occupation with 250 in-commuters but 1,560 out-commuters. The biggest net losses are to West Dorset, Purbeck and South Somerset.



### Box 8: Caring leisure and other service occupations

Weymouth & Portland has a net loss of 700 in this occupation with 390 in-commuters but 1,090 out-commuters. The biggest net loss of workers is to West Dorset.



### Box 9: Sales and customer service occupations

Weymouth & Portland has a net loss of 220 in this occupation with 340 in-commuters but 560 out-commuters. The biggest net loss of workers is to West Dorset.



### Box 10: Process plant and machine operatives

Weymouth & Portland has a net loss of 950 in this occupation with 110 in-commuters but 1,060 out-commuters. The biggest net loss of workers is to West Dorset.



### Box 11: Elementary occupations

Weymouth & Portland has a net loss of 190 in this occupation with 250 in-commuters but 960 out-commuters. The biggest net loss of workers is to West Dorset.



### Why does it matter?

Travelling to and from work can take a lot of time with potential impacts on health and well-being through lost opportunities for active pursuits, learning and time with family. Whilst the council cannot dictate where people should work, we can provide the necessary digital and physical infrastructure to encourage quality employment provision which may allow more choice in the labour market and openings to work closer to home.