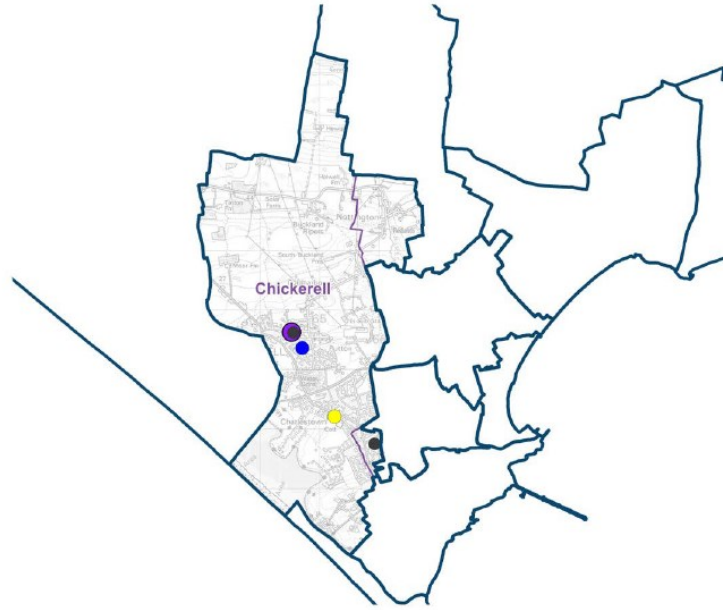


Ward Profile Chickerell Ward

Chickerell Ward:



- GP Surgery ● 2
- Hospital ● 0
- Dorset Council Library ● 0
- Community Library ● 1
- Primary School ● 1
- Middle School ● 0
- Secondary School ● 1
- Special School ● 0
- Pupil Referral Unit ● 0



2 Councillors



6,384 Electors



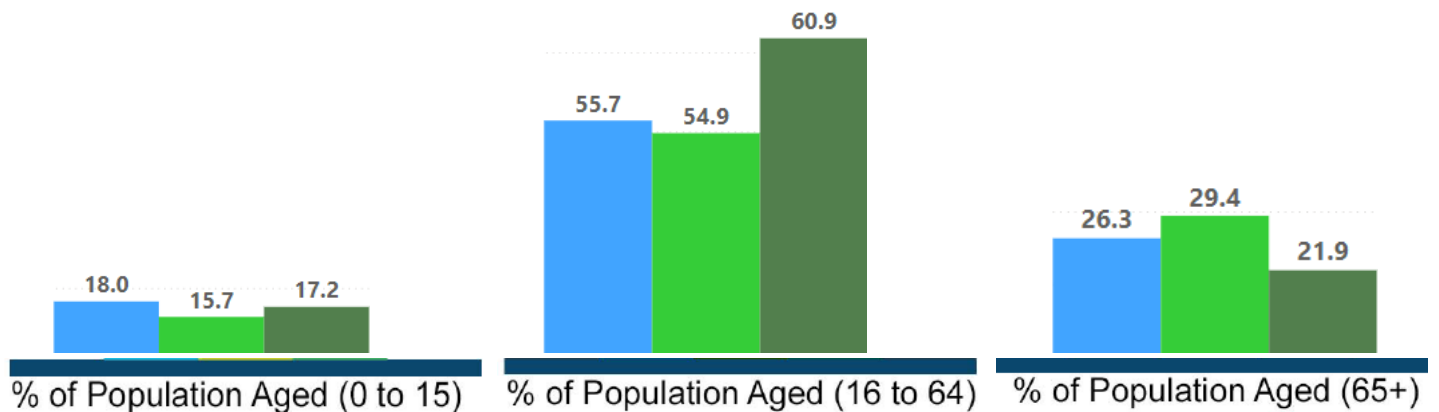
3,809 Residential Properties

Chickerell Ward is comprised of the following Parishes:

Chickerell Ward is composed of the whole of Chickerell Parish and the small settlement of Nottingham

● Chickerell ● Dorset ● Bournemouth, Christchurch and Poole

Age Profile:



Total Ward Population



7,665

48% are Male

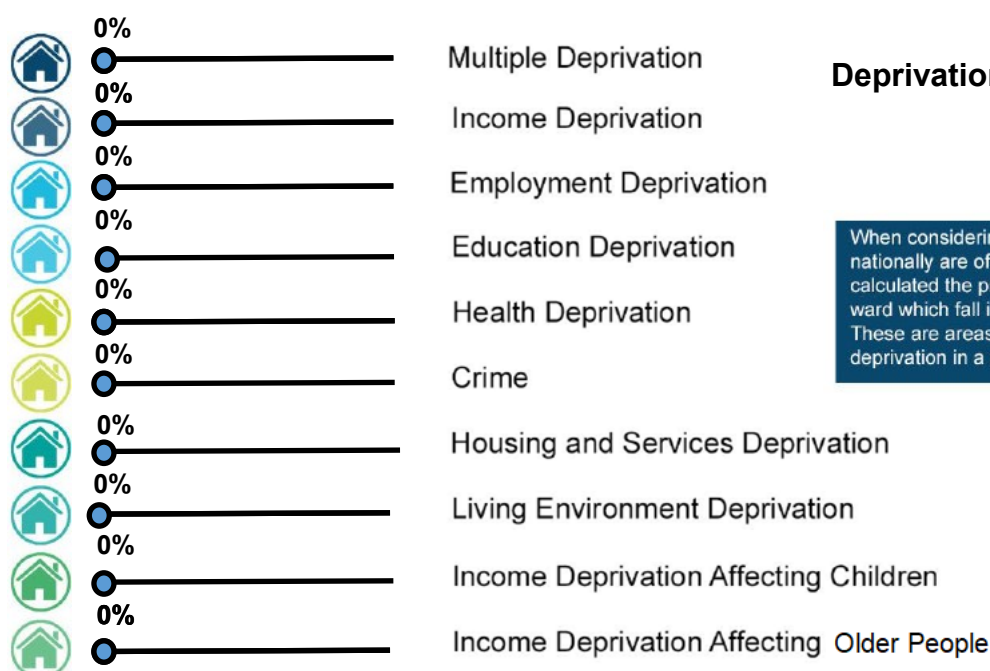


52% are Female



Ward Profile Chickerell Ward

Demographics	Chickerell Ward	Dorset Council	BCP
% of Population White British	95.2	93.9	82.4
% of Population Ethnic Minority	4.8	6.1	17.6
% of Population Who Describe Health Good/Very Good	79.5	80.7	81.6
% of Population Who Describe Health Bad/Very Bad	5.6	5.1	5.3
% of Population with a long term illness/disability	20.4	19.8	18.5
% of Population within Communal Establishments	0.8	2.1	2.6
% of Population Providing Unpaid Care	10	9.8	8.8
% of Population Whose Main Language is not English	1.8	1.9	8.8
Claimants Female - % of 16-64 Population	0.9	1.1	1.7
Claimants Male - % of 16-64 Population	1.2	1.3	2.3
Claimant Total - % of 16-64 Population	1.0	1.0	2.0



Deprivation in Chesil Bank Ward

When considering Deprivation, areas within the top 20% nationally are of most concern. In this measure we have calculated the proportion of households in areas in each ward which fall into the top 20% nationally for each domain. These are areas that are considered as suffering severe deprivation in a national context within that category.

Mosaic Data for Chickerell Bank Ward

Ward MOSAIC Top 5	Chickerell Ward
E Senior Security	22%
F Suburban Stability	16%
H Aspiring Homemakers	16%
D Rural Reality	10%
G Domestic Success	9%

Mosaic data is produced by Experian and segments household into sixteen different 'Groups' based on their life-style, preferences, likely income and social interests. The data here represents the top 5 Mosaic Groups in each Dorset Ward.