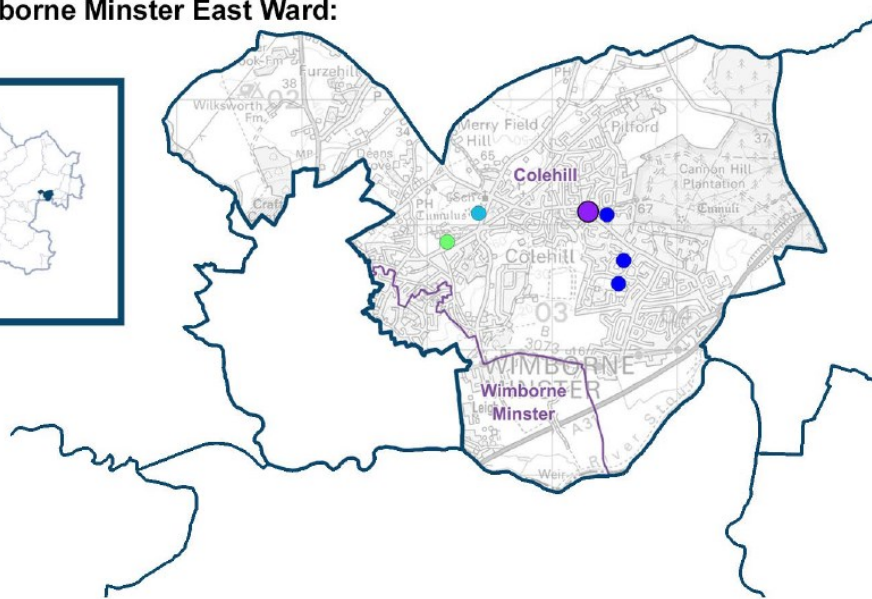


# Ward Profile Colehill & Wimborne East

## Colehill & Wimborne Minster East Ward:



- GP Surgery ● 0
- Hospital ● 0
- Dorset Council Library ● 0
- Community Library ● 1
- Primary School ● 3
- Middle School ● 1
- Secondary School ● 0
- Special School ● 1
- Pupil Referral Unit ● 0

Need to change map  
One school has closed



**2 Councillors**



**7,215 Electors**



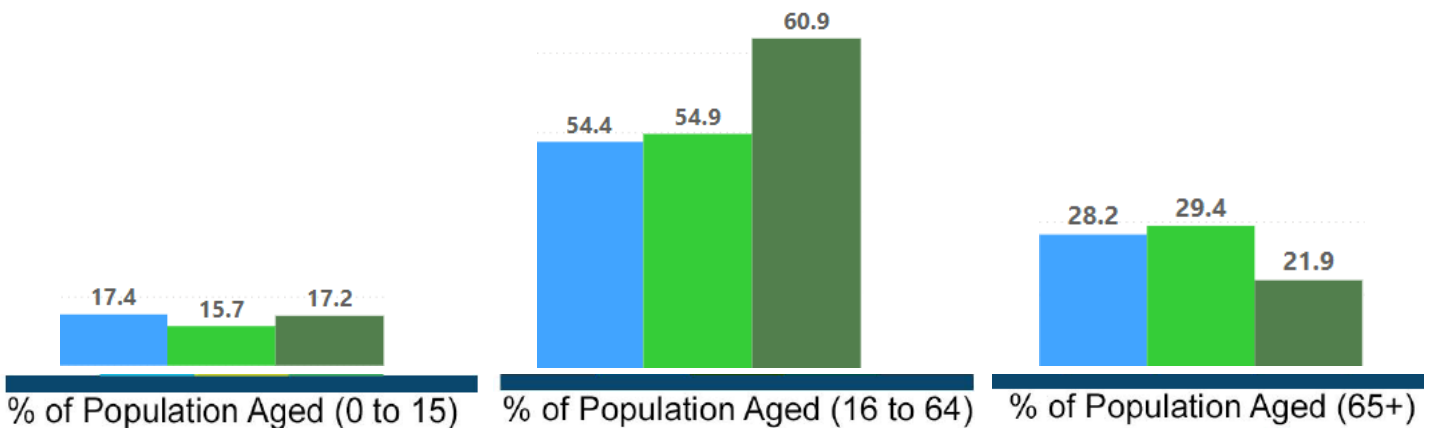
**4,037 Residential Properties**

Colehill Minster & Wimborne East Ward is comprised of the following Parishes:

Colehill Minster and Wimborne East Ward is composed of all of Colehill Parish and part of Wimborne Minster Parish

● Colehill & Wimborne Minster East ● Dorset ● Bournemouth, Christchurch and Poole

### Age Profile:



Total Ward Population



**9,105**

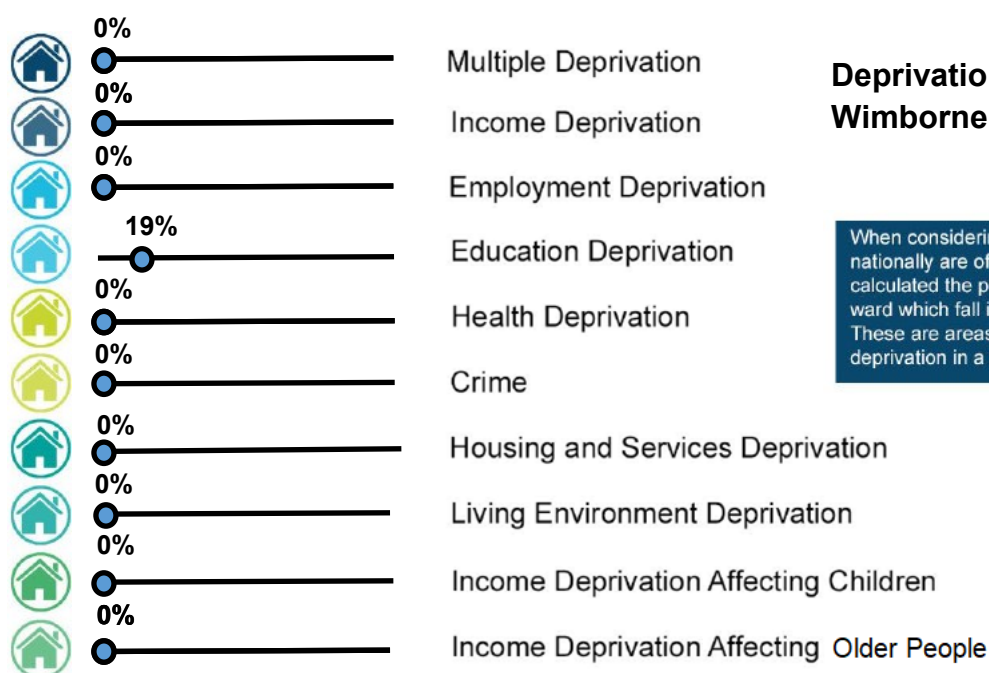
48% are Male



52% are Female



Demographics	Colehill and Wimborne East Ward	Dorset Council	BCP
% of Population White British	95.3	93.9	82.4
% of Population Ethnic Minority	4.7	6.1	17.6
% of Population Who Describe Health Good/Very Good	85.2	80.7	81.6
% of Population Who Describe Health Bad/Very Bad	3.3	5.1	5.3
% of Population with a long term illness/disability	15.2	19.8	18.5
% of Population within Communal Establishments	0.2	2.1	2.6
% of Population Providing Unpaid Care	9.3	9.8	8.8
% of Population Whose Main Language is not English	0.9	1.9	8.8
Claimants Female - % of 16-64 Population	1.0	1.1	1.7
Claimants Male - % of 16-64 Population	0.7	1.3	2.3
Claimant Total - % of 16-64 Population	0.9	1.0	2.0



## Deprivation in Colehill and Wimborne Minster East Ward

When considering Deprivation, areas within the top 20% nationally are of most concern. In this measure we have calculated the proportion of households in areas in each ward which fall into the top 20% nationally for each domain. These are areas that are considered as suffering severe deprivation in a national context within that category.

## Mosaic Data for Colehill and Wimborne East Ward

Ward MOSAIC Top 5	Colehill & Wimborne Minster East Ward
B Prestige Positions	37%
E Senior Security	22%
G Domestic Success	15%
H Aspiring Homemakers	10%
F Suburban Stability	7%

Mosaic data is produced by Experian and segments household into sixteen different 'Groups' based on their life-style, preferences, likely income and social interests. The data here represents the top 5 Mosaic Groups in each Dorset Ward.