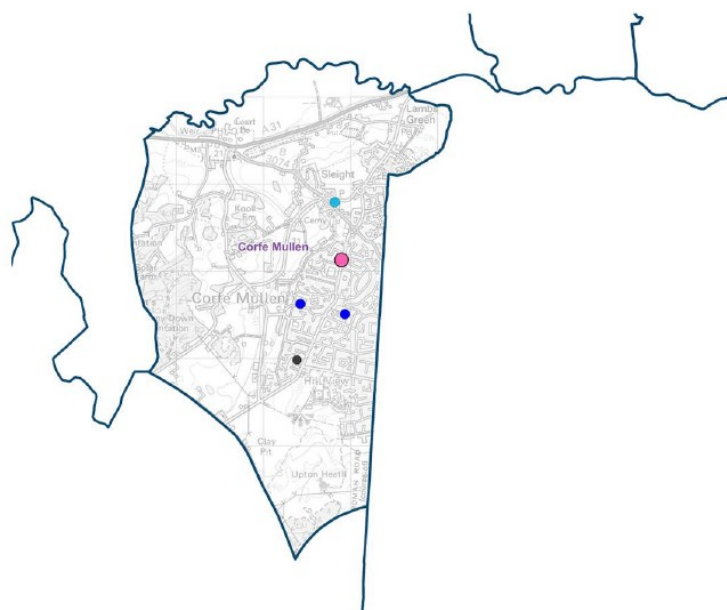


# Ward Profile Corfe Mullen Ward

## Corfe Mullen Ward:



- GP Surgery ● 1
- Hospital ● 0
- Dorset Council Library ● 1
- Community Library ● 0
- Primary School ● 2
- Middle School ● 1
- Secondary School ● 0
- Special School ● 0
- Pupil Referral Unit ● 0



**2 Councillors**



**8,005 Electors**



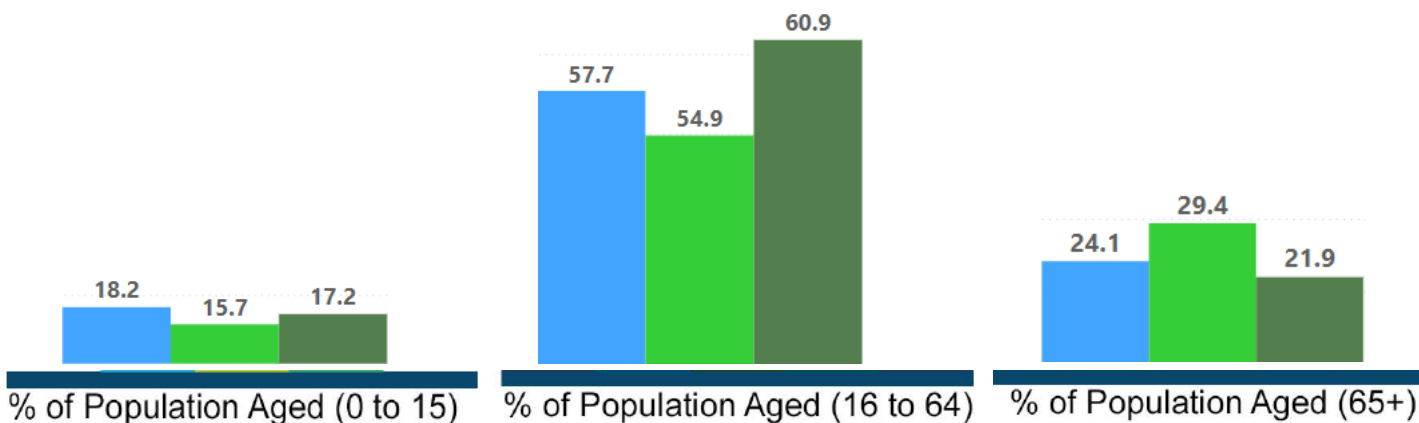
**4,392 Residential Properties**

**Corfe Mullen Ward is comprised of the following Parishes:**

Corfe Mullen is composed wholly of Corfe Mullen Parish

● Corfe Mullen ● Dorset ● Bournemouth, Christchurch and Poole

## Age Profile:



Total Ward Population



**10,250**

**49% are Male**

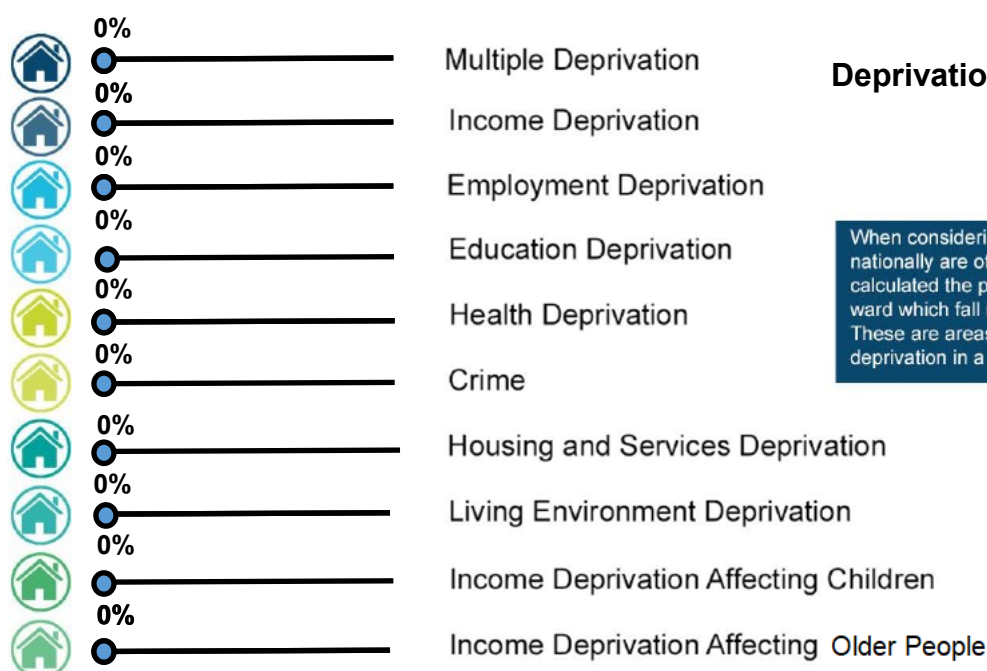


**51% are Female**



# Ward Profile Corfe Mullen Ward

Demographics	Corfe Mullen Ward	Dorset Council	BCP
% of Population White British	95.3	93.9	82.4
% of Population Ethnic Minority	4.7	6.1	17.6
% of Population Who Describe Health Good/Very Good	84.6	80.7	81.6
% of Population Who Describe Health Bad/Very Bad	3.8	5.1	5.3
% of Population with a long term illness/disability	16	19.8	18.5
% of Population within Communal Establishments	0	2.1	2.6
% of Population Providing Unpaid Care	9.7	9.8	8.8
% of Population Whose Main Language is not English	0.9	1.9	8.8
Claimants Female - % of 16-64 Population	1.0	1.1	1.7
Claimants Male - % of 16-64 Population	0.8	1.3	2.3
Claimant Total - % of 16-64 Population	0.9	1.0	2.0



## Deprivation in Corfe Mullen Ward

When considering Deprivation, areas within the top 20% nationally are of most concern. In this measure we have calculated the proportion of households in areas in each ward which fall into the top 20% nationally for each domain. These are areas that are considered as suffering severe deprivation in a national context within that category.

## Mosaic Data for Corfe Mullen Ward

Ward MOSAIC Top 5	Corfe Mullen Ward
B Prestige Positions	30%
E Senior Security	21%
G Domestic Success	15%
F Suburban Stability	14%
H Aspiring Homemakers	10%

Mosaic data is produced by Experian and segments household into sixteen different 'Groups' based on their life-style, preferences, likely income and social interests. The data here represents the top 5 Mosaic Groups in each Dorset Ward.