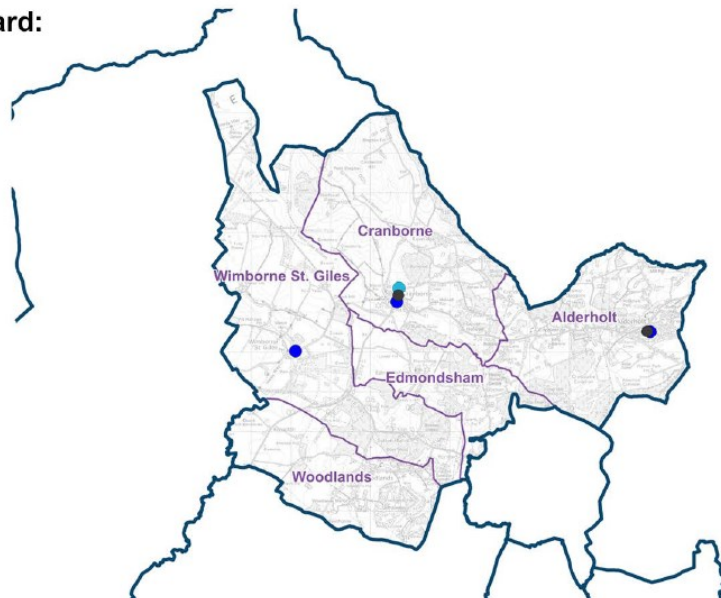
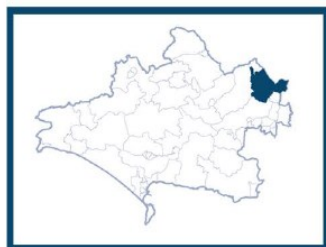


Ward Profile Cranborne & Alderholt



Cranborne & Alderholt Ward:



- GP Surgery ● 2
- Hospital ● 0
- Dorset Council Library ● 0
- Community Library ● 0
- Primary School ● 3
- Middle School ● 1
- Secondary School ● 0
- Special School ● 0
- Pupil Referral Unit ● 0



1 Councillor



3,954 Electors



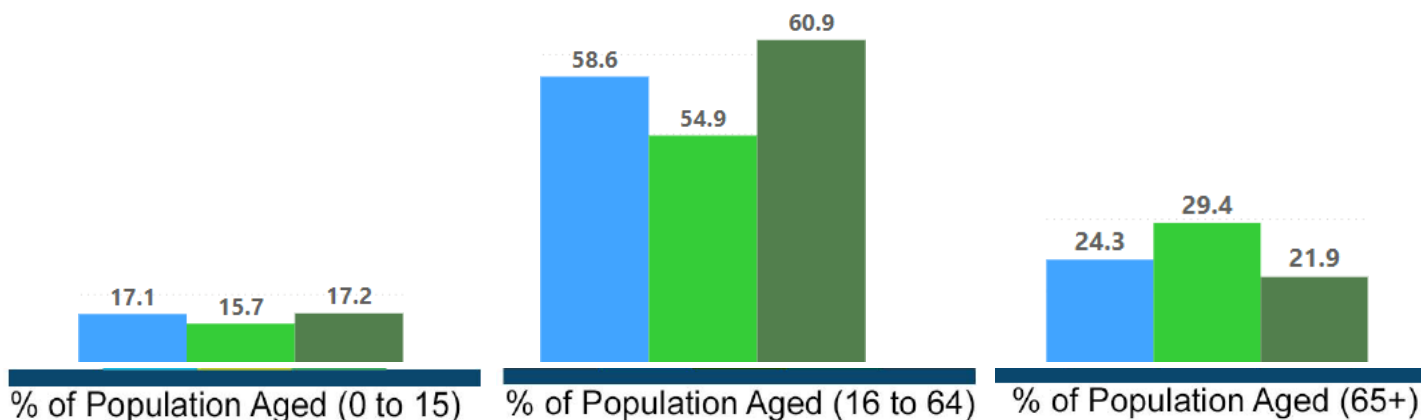
2,134 Residential Properties

Cranborne & Alderholt Ward is comprised of the following Parishes:

Alderholt, Cranborne, Edmondsham, Wimborne St. Giles and Woodlands

● Cranborne & Alderholt ● Dorset ● Bournemouth, Christchurch and Poole

Age Profile:



Total Ward Population



5,135


49% are Male



51% are Female



Demographics	Cranborne and Alderholt Ward	Dorset Council	BCP
% of Population White British	96.5	93.9	82.4
% of Population Ethnic Minority	3.5	6.1	17.6
% of Population Who Describe Health Good/Very Good	83.9	80.7	81.6
% of Population Who Describe Health Bad/Very Bad	3.9	5.1	5.3
% of Population with a long term illness/disability	16.1	19.8	18.5
% of Population within Communal Establishments	0.5	2.1	2.6
% of Population Providing Unpaid Care	9.8	9.8	8.8
% of Population Whose Main Language is not English	0.6	1.9	8.8
Claimants Female - % of 16-64 Population	1.0	1.1	1.7
Claimants Male - % of 16-64 Population	0.8	1.3	2.3
Claimant Total - % of 16-64 Population	0.9	1.0	2.0



Deprivation in Cranborne & Alderholt Ward

When considering Deprivation, areas within the top 20% nationally are of most concern. In this measure we have calculated the proportion of households in areas in each ward which fall into the top 20% nationally for each domain. These are areas that are considered as suffering severe deprivation in a national context within that category.

Mosaic Data for Cranborne and Alderholt Ward

Ward MOSAIC Top 5	Cranborne & Alderholt Ward
C Country Living	50%
D Rural Reality	31%
B Prestige Positions	8%
G Domestic Success	5%
E Senior Security	3%

Mosaic data is produced by Experian and segments household into sixteen different 'Groups' based on their life-style, preferences, likely income and social interests. The data here represents the top 5 Mosaic Groups in each Dorset Ward.