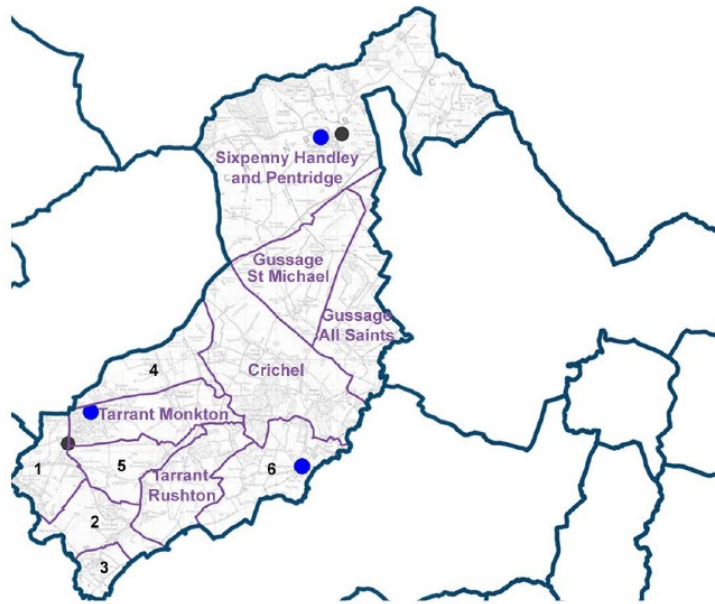


Ward Profile Cranborne Chase Ward

Cranborne Chase Ward:



- GP Surgery ● 2
- Hospital ● 0
- Dorset Council Library ● 0
- Community Library ● 0
- Primary School ● 3
- Middle School ● 0
- Secondary School ● 0
- Special School ● 0
- Pupil Referral Unit ● 0

- 1 Langton Long Blandford
- 2 Tarrant Keyneston
- 3 Tarrant Crawford
- 4 Tarrant Launceston
- 5 Tarrant Rawston
- 6 Witchampton



1 Councillor



3,282 Electors



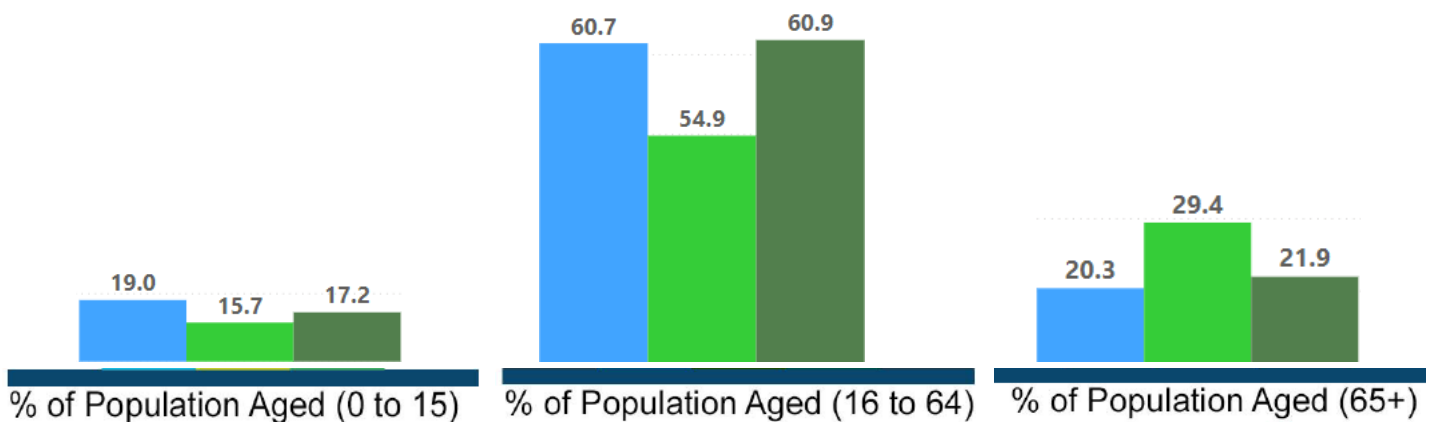
2,070 Residential Properties

Cranborne Chase Ward is comprised of the following Parishes:

Crichel, Gussage St Michael, Langton Long Blandford, Sixpenny Handley and Pentridge, Tarrant Crawford, Tarrant Keyneston, Tarrant Launceston, Tarrant Monkton, Tarrant Rawston, Tarrant Rushton and Witchampton Gussage All Saints

- Cranborne Chase
- Dorset
- Bournemouth, Christchurch and Poole

Age Profile:



Total Ward Population



5,025

54% are Male

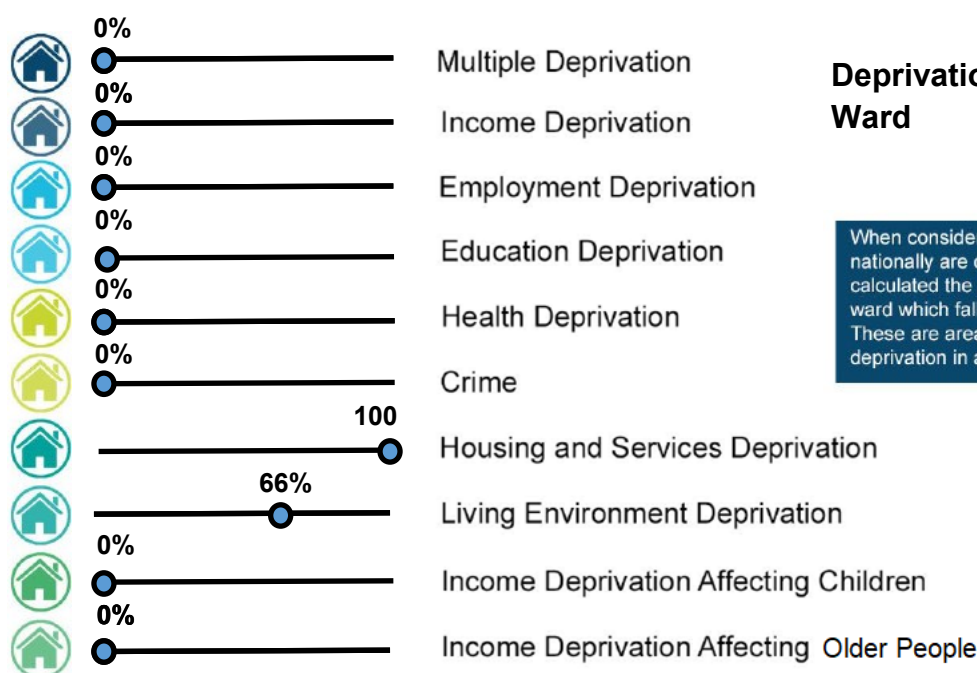


46% are Female



Ward Profile Cranborne Chase Ward

Demographics	Cranborne Chase Ward	Dorset Council	BCP
% of Population White British	87.0	93.9	82.4
% of Population Ethnic Minority	13.0	6.1	17.6
% of Population Who Describe Health Good/Very Good	87.8	80.7	81.6
% of Population Who Describe Health Bad/Very Bad	2.6	5.1	5.3
% of Population with a long term illness/disability	12.2	19.8	18.5
% of Population within Communal Establishments	11.6	2.1	2.6
% of Population Providing Unpaid Care	7.4	9.8	8.8
% of Population Whose Main Language is not English	7.1	1.9	8.8
Claimants Female - % of 16-64 Population	0.9	1.1	1.7
Claimants Male - % of 16-64 Population	0.2	1.3	2.3
Claimant Total - % of 16-64 Population	0.5	1.0	2.0



When considering Deprivation, areas within the top 20% nationally are of most concern. In this measure we have calculated the proportion of households in areas in each ward which fall into the top 20% nationally for each domain. These are areas that are considered as suffering severe deprivation in a national context within that category.

Mosaic Data for Cranborne Chase Ward

Ward MOSAIC Top 5	Cranborne Chase Ward
C Country Living	59%
H Aspiring Homemakers	26%
D Rural Reality	14%
G Domestic Success	0%

Mosaic data is produced by Experian and segments household into sixteen different 'Groups' based on their life-style, preferences, likely income and social interests. The data here represents the top 5 Mosaic Groups in each Dorset Ward.