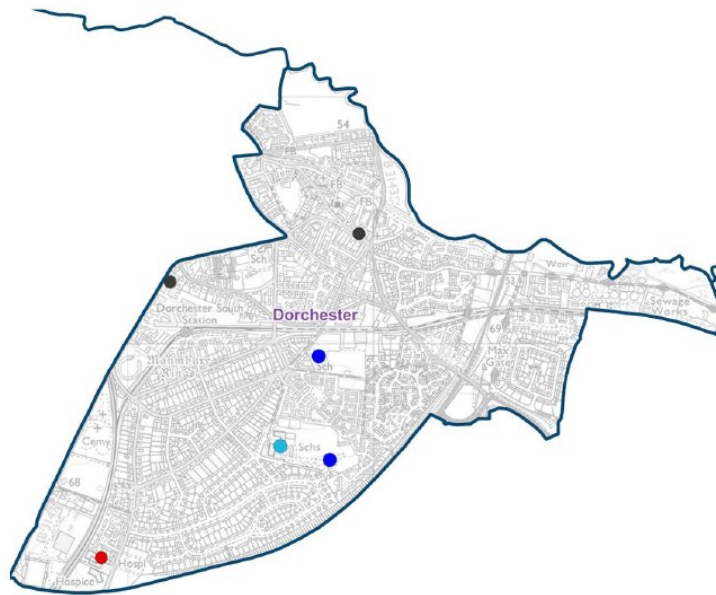


# Ward Profile Dorchester East Ward

## Dorchester East Ward:



- GP Surgery ● 2
- Hospital ● 1
- Dorset Council Library ● 0
- Community Library ● 0
- Primary School ● 2
- Middle School ● 1
- Secondary School ● 0
- Special School ● 0
- Pupil Referral Unit ● 0



**2 Councillors**



**6,676 Electors**



**4,230**

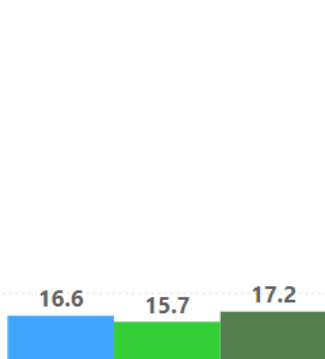
**Residential Properties**

### Dorchester East Ward is comprised of the following Parishes:

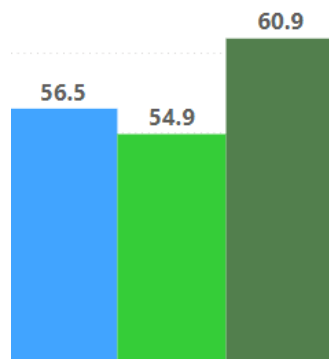
Dorchester East Ward is composed of the eastern area of Dorchester Parish including Fordington and Manor Park

- Dorchester East
- Dorset
- Bournemouth, Christchurch and Poole

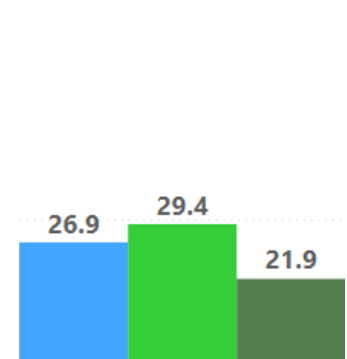
### Age Profile:



% of Population Aged (0 to 15)



% of Population Aged (16 to 64)



% of Population Aged (65+)

Total Ward Population



**8,370**

48% are Male

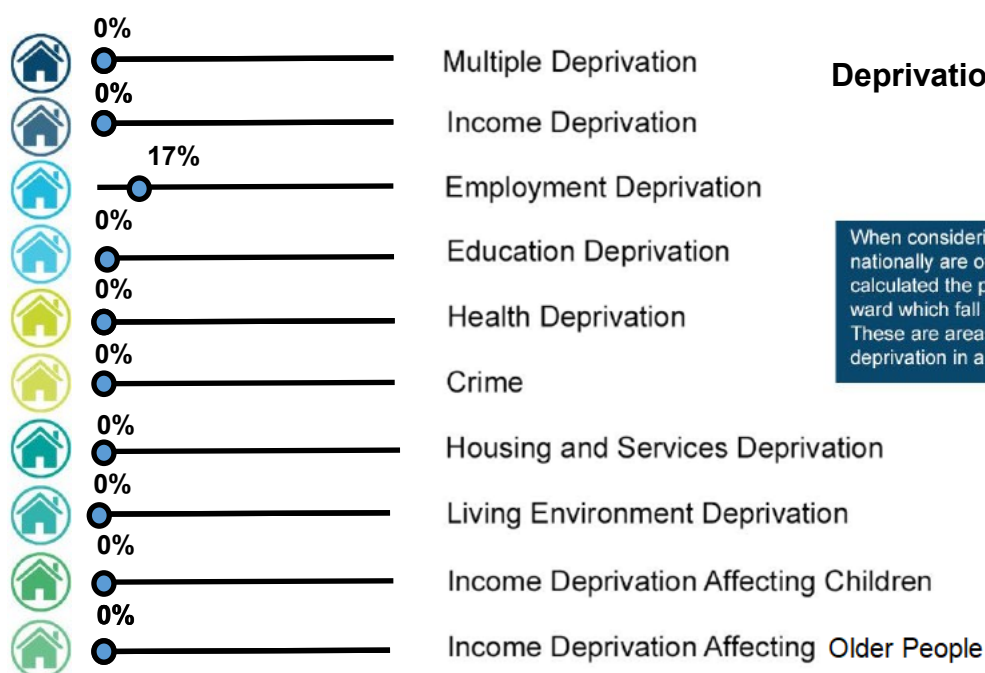


52% are Female



# Ward Profile Dorchester East Ward

Demographics	Dorchester East Ward	Dorset Council	BCP
% of Population White British	91.6	93.9	82.4
% of Population Ethnic Minority	8.4	6.1	17.6
% of Population Who Describe Health Good/Very Good	82.2	80.7	81.6
% of Population Who Describe Health Bad/Very Bad	4.7	5.1	5.3
% of Population with a long term illness/disability	19.9	19.8	18.5
% of Population within Communal Establishments	0.8	2.1	2.6
% of Population Providing Unpaid Care	9.6	9.8	8.8
% of Population Whose Main Language is not English	2.9	1.9	8.8
Claimants Female - % of 16-64 Population	1.0	1.1	1.7
Claimants Male - % of 16-64 Population	1.4	1.3	2.3
Claimant Total - % of 16-64 Population	1.1	1.0	2.0



## Deprivation in Dorchester East Ward

When considering Deprivation, areas within the top 20% nationally are of most concern. In this measure we have calculated the proportion of households in areas in each ward which fall into the top 20% nationally for each domain. These are areas that are considered as suffering severe deprivation in a national context within that category.

## Mosaic Data for Dorchester East Ward

Ward MOSAIC Top 5	Dorchester East Ward
L Vintage Value	20%
E Senior Security	15%
B Prestige Positions	13%
H Aspiring Homemakers	11%
F Suburban Stability	11%

Mosaic data is produced by Experian and segments household into sixteen different 'Groups' based on their life-style, preferences, likely income and social interests. The data here represents the top 5 Mosaic Groups in each Dorset Ward.