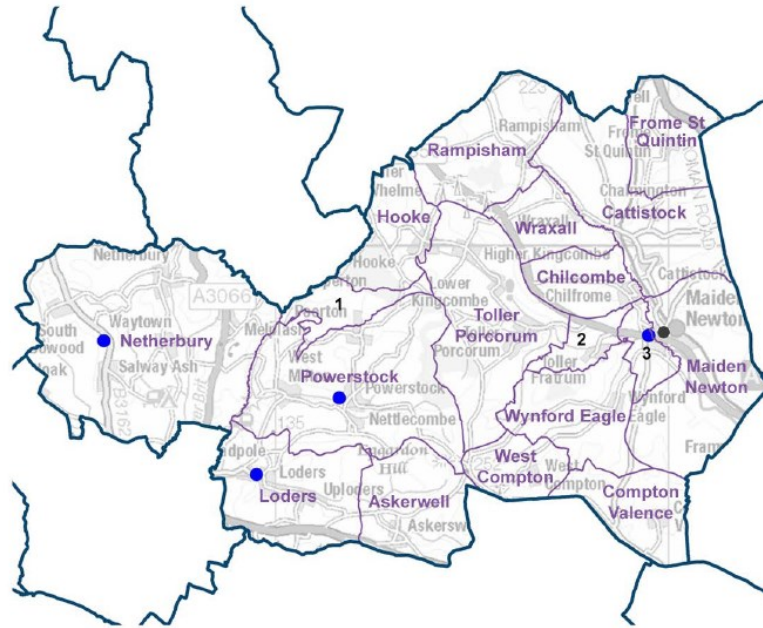


Ward Profile Eggardon Ward

Eggardon Ward:



- GP Surgery ● 1
- Hospital ● 0
- Dorset Council Library ● 0
- Community Library ● 0
- Primary School ● 4
- Middle School ● 0
- Secondary School ● 0
- Special School ● 0
- Pupil Referral Unit ● 0

1 North Poorton 2 Toller Fratrum 3 Frome Vauchurch



1 Councillor



4,075 Electors



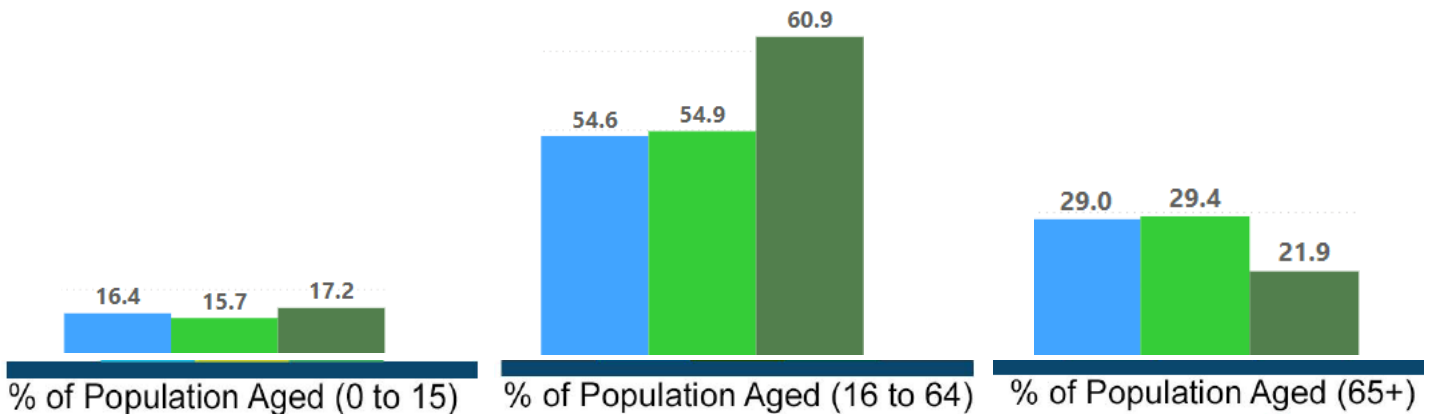
2,522 Residential Properties

Eggardon Ward is comprised of the following Parishes:

Askerswell, Cattistock, Chilfrone, Compton Valence, Frome St. Quinton, Frome Vauchurch, Hooke, Loders, Maiden Newton, Netherbury, North Poorton, Powerstock, Rampisham, Toller Fratrum, Toller Porcorum, West Compton, Wraxall and Wynford Eagle

● Eggardon ● Dorset ● Bournemouth, Christchurch and Poole

Age Profile:



Total Ward Population



5,205

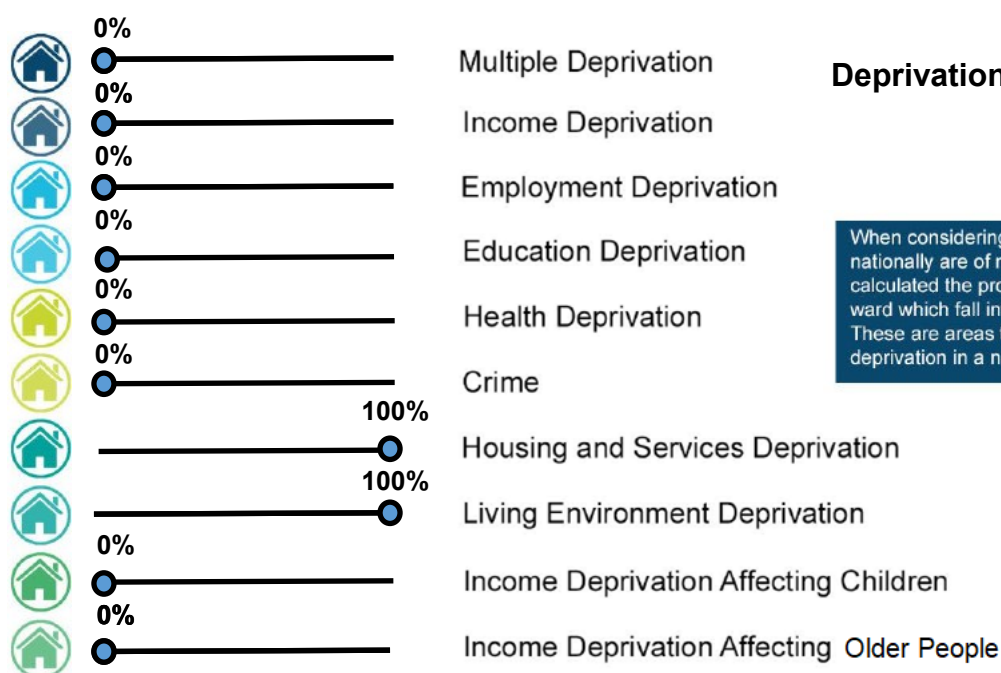
48% are Male



52% are Female



Demographics	Eggardon Ward	Dorset Council	BCP
% of Population White British	94.7	93.9	82.4
% of Population Ethnic Minority	5.3	6.1	17.6
% of Population Who Describe Health Good/Very Good	82.8	80.7	81.6
% of Population Who Describe Health Bad/Very Bad	4.2	5.1	5.3
% of Population with a long term illness/disability	17.6	19.8	18.5
% of Population within Communal Establishments	0.1	2.1	2.6
% of Population Providing Unpaid Care	10.1	9.8	8.8
% of Population Whose Main Language is not English	0.9	1.9	8.8
Claimants Female - % of 16-64 Population	0.9	1.1	1.7
Claimants Male - % of 16-64 Population	0.6	1.3	2.3
Claimant Total - % of 16-64 Population	0.8	1.0	2.0



Deprivation in Eggardon Ward

When considering Deprivation, areas within the top 20% nationally are of most concern. In this measure we have calculated the proportion of households in areas in each ward which fall into the top 20% nationally for each domain. These are areas that are considered as suffering severe deprivation in a national context within that category.

Mosaic Data for Eggardon Ward

Ward MOSAIC Top 5	Eggardon Ward
C Country Living	72%
D Rural Reality	28%
H Aspiring Homemakers	0%
B Prestige Positions	0%

Mosaic data is produced by Experian and segments household into sixteen different 'Groups' based on their life-style, preferences, likely income and social interests. The data here represents the top 5 Mosaic Groups in each Dorset Ward.