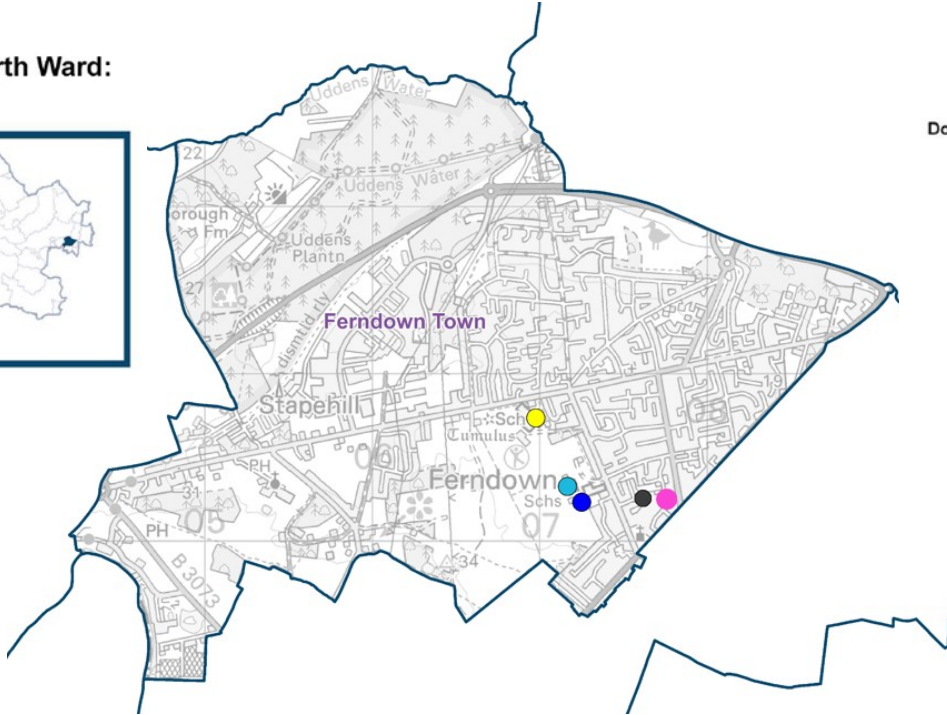


Ward Profile Ferndown North Ward

Ferndown North Ward:



- GP Surgery ● 1
- Hospital ● 0
- Dorset Council Library ● 1
- Community Library ● 0
- Primary School ● 1
- Middle School ● 1
- Secondary School ● 1
- Special School ● 0
- Pupil Referral Unit ● 0



2 Councillors



7,303 Electors



4,473 Residential Properties

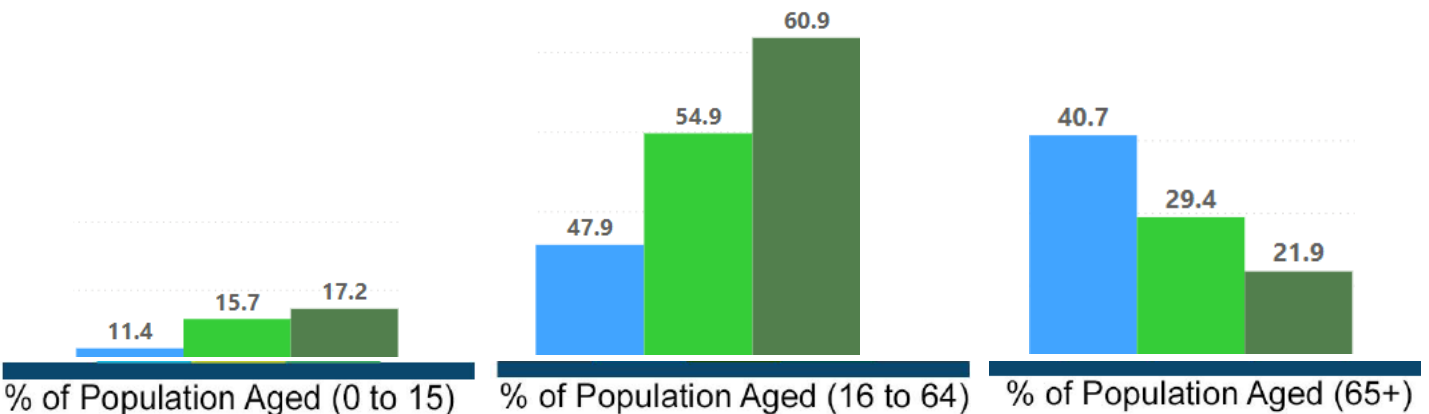
Residential Properties

Ferndown North Ward is comprised of the following Parishes:

Ferndown North Ward is composed of the northern part of Ferndown Parish and Stapehill

● Ferndown North ● Dorset ● Bournemouth, Christchurch and Poole

Age Profile:



Total Ward Population



8,915

48% are Male

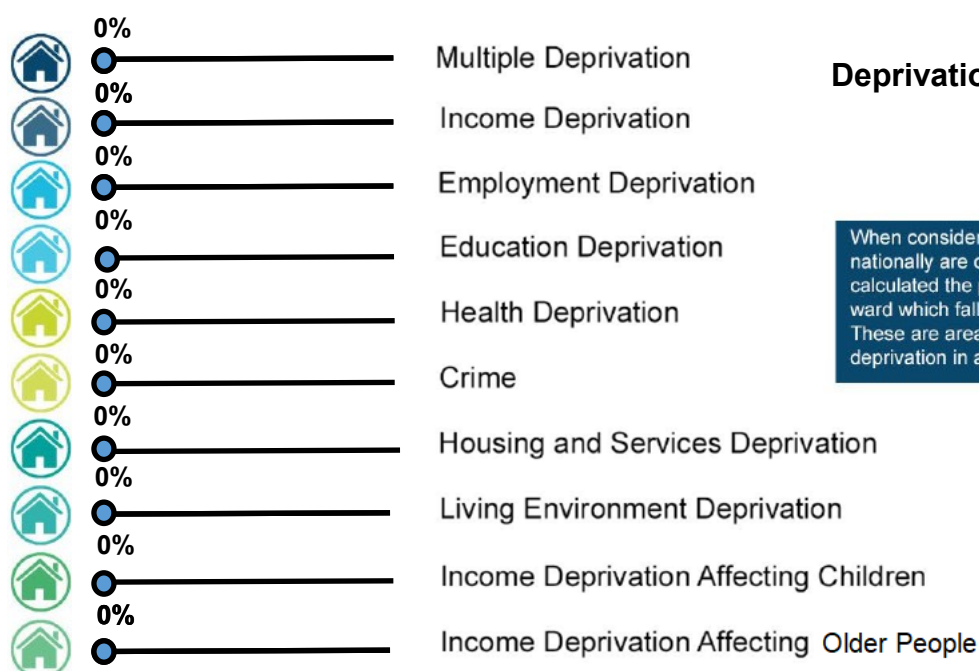


52% are Female



Ward Profile Ferndown North Ward

Demographics	Ferndown North Ward	Dorset Council	BCP
% of Population White British	93.5	93.9	82.4
% of Population Ethnic Minority	6.5	6.1	17.6
% of Population Who Describe Health Good/Very Good	77.1	80.7	81.6
% of Population Who Describe Health Bad/Very Bad	5.8	5.1	5.3
% of Population with a long term illness/disability	21.9	19.8	18.5
% of Population within Communal Establishments	0.8	2.1	2.6
% of Population Providing Unpaid Care	11.1	9.8	8.8
% of Population Whose Main Language is not English	1.8	1.9	8.8
Claimants Female - % of 16-64 Population	0.6	1.1	1.7
Claimants Male - % of 16-64 Population	0.6	1.3	2.3
Claimant Total - % of 16-64 Population	0.7	1.0	2.0



Deprivation in Ferndown North Ward

When considering Deprivation, areas within the top 20% nationally are of most concern. In this measure we have calculated the proportion of households in areas in each ward which fall into the top 20% nationally for each domain. These are areas that are considered as suffering severe deprivation in a national context within that category.

Mosaic Data for Ferndown North Ward

Ward MOSAIC Top 5	Ferndown North Ward
E Senior Security	38%
B Prestige Positions	19%
L Vintage Value	11%
G Domestic Success	9%
F Suburban Stability	8%

Mosaic data is produced by Experian and segments household into sixteen different 'Groups' based on their life-style, preferences, likely income and social interests. The data here represents the top 5 Mosaic Groups in each Dorset Ward.