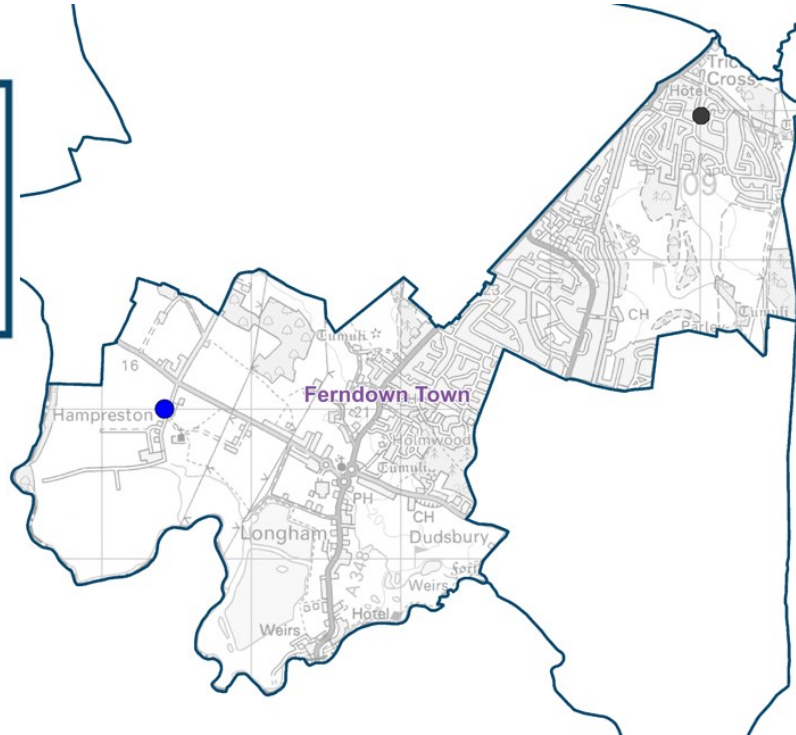


Ward Profile Ferndown South Ward

Ferndown South Ward:



- GP Surgery ● 1
- Hospital ● 0
- Dorset Council Library ● 0
- Community Library ● 0
- Primary School ● 1
- Middle School ● 0
- Secondary School ● 0
- Special School ● 0
- Pupil Referral Unit ● 0



2 Councillors



6,813 Electors



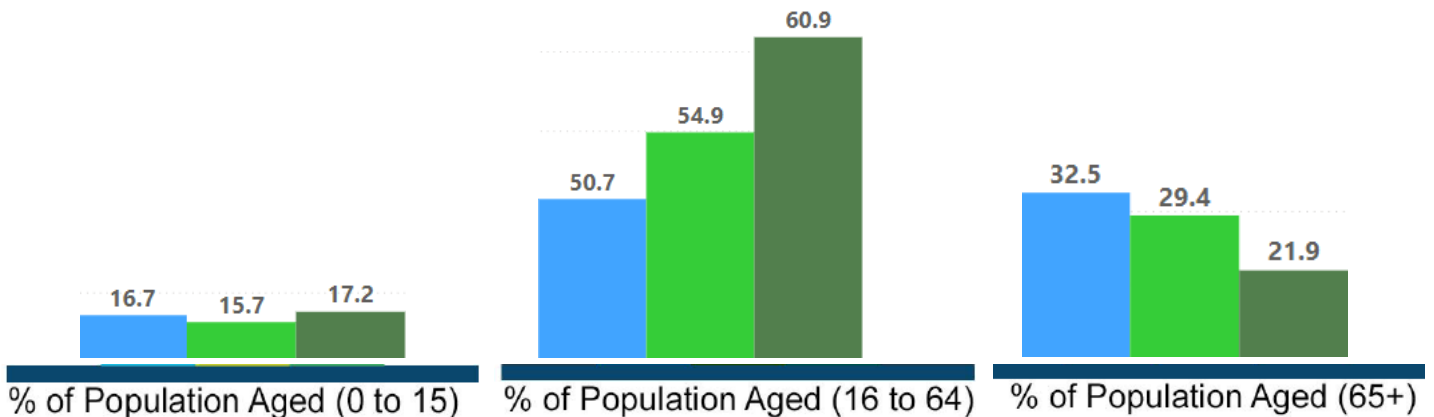
3,991 Residential Properties

Ferndown South Ward is comprised of the following Parishes:

Ferndown South Ward is composed of the southern part of Ferndown Parish including Longham and Tricketts Cross

● Ferndown South ● Dorset ● Bournemouth, Christchurch and Poole

Age Profile:



Total Ward Population



9,010

48% are Male

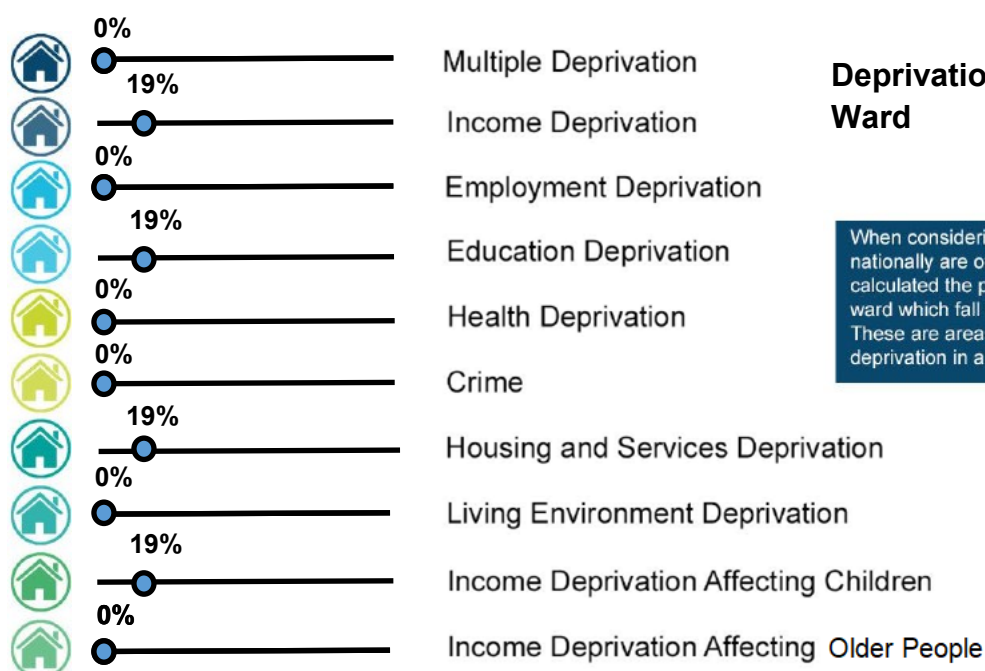


52% are Female



Ward Profile Ferndown South Ward

Demographics	Ferndown South Ward	Dorset Council	BCP
% of Population White British	92.8	93.9	82.4
% of Population Ethnic Minority	7.2	6.1	17.6
% of Population Who Describe Health Good/Very Good	79.2	80.7	81.6
% of Population Who Describe Health Bad/Very Bad	5.9	5.1	5.3
% of Population with a long term illness/disability	21.1	19.8	18.5
% of Population within Communal Establishments	2.2	2.1	2.6
% of Population Providing Unpaid Care	10.7	9.8	8.8
% of Population Whose Main Language is not English	2.2	1.9	8.8
Claimants Female - % of 16-64 Population	1.1	1.1	1.7
Claimants Male - % of 16-64 Population	1.2	1.3	2.3
Claimant Total - % of 16-64 Population	1.2	1.0	2.0



Deprivation in Ferndown South Ward

When considering Deprivation, areas within the top 20% nationally are of most concern. In this measure we have calculated the proportion of households in areas in each ward which fall into the top 20% nationally for each domain. These are areas that are considered as suffering severe deprivation in a national context within that category.

Mosaic Data for Ferndown South Ward

Ward MOSAIC Top 5	Ferndown South Ward
B Prestige Positions	30%
E Senior Security	25%
G Domestic Success	10%
L Vintage Value	9%
I Family Basics	7%

Mosaic data is produced by Experian and segments household into sixteen different 'Groups' based on their life-style, preferences, likely income and social interests. The data here represents the top 5 Mosaic Groups in each Dorset Ward.