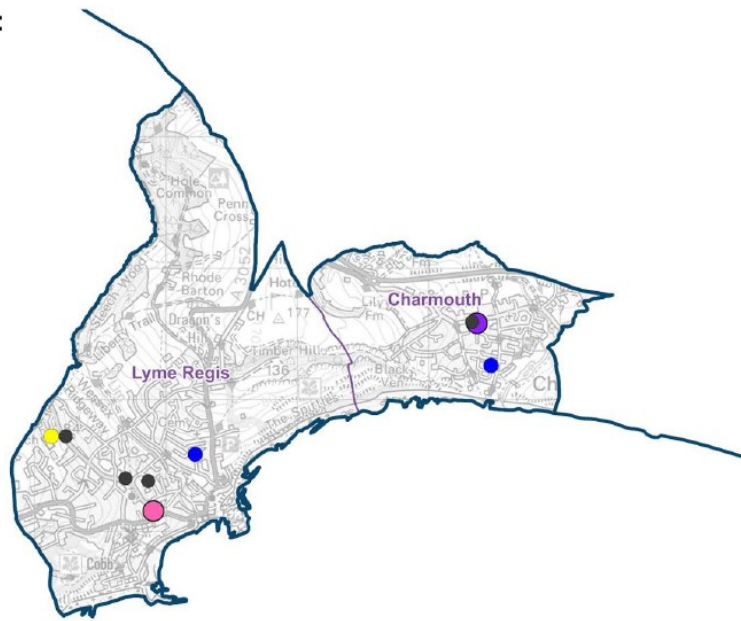
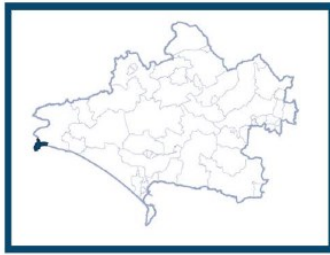


Ward Profile Lyme and Charmouth

Lyme & Charmouth Ward:



- GP Surgery ● 4
- Hospital ● 0
- Dorset Council Library ● 1
- Community Library ● 1
- Primary School ● 2
- Middle School ● 0
- Secondary School ● 1
- Special School ● 0
- Pupil Referral Unit ● 0



1 Councillor



4,038 Electors



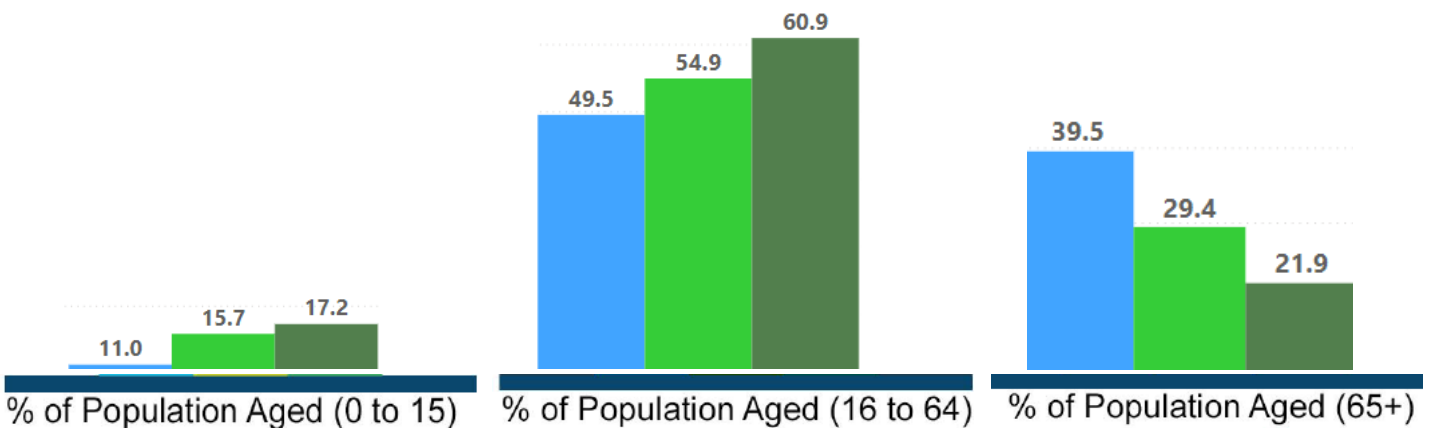
3,235 Residential Properties

Lyme & Charmouth Ward is comprised of the following Parishes:

Lyme Regis & Charmouth

● Lyme & Charmouth ● Dorset ● Bournemouth, Christchurch and Poole

Age Profile:



Total Ward Population



5,140

47% are Male

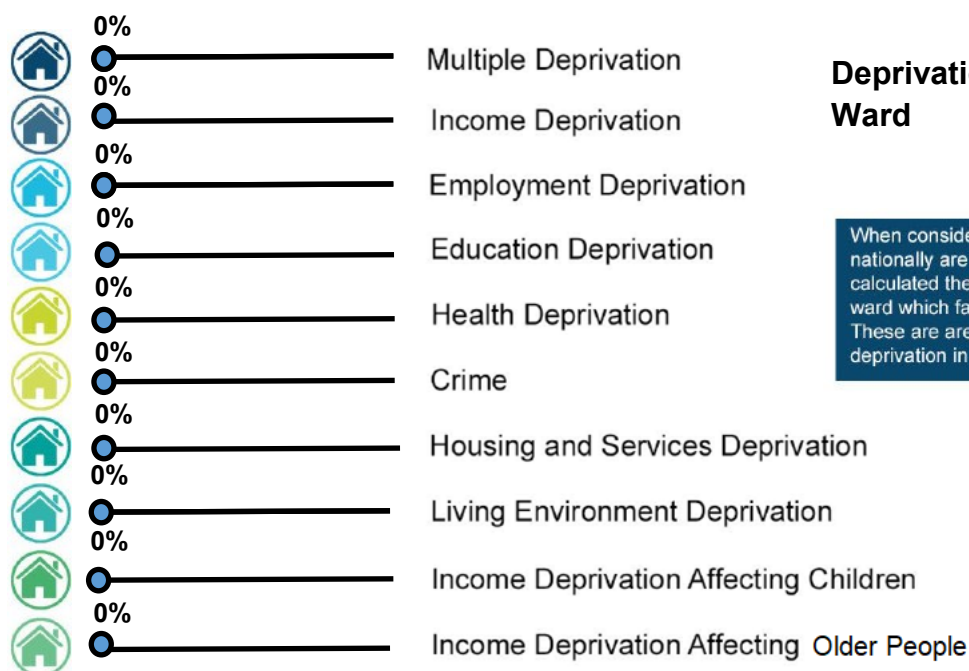


53% are Female



Ward Profile Lyme and Charmouth Ward

Demographics	Lyme and Charmouth Ward	Dorset Council	BCP
% of Population White British	94.5	93.9	82.4
% of Population Ethnic Minority	5.5	6.1	17.6
% of Population Who Describe Health Good/Very Good	78.5	80.7	81.6
% of Population Who Describe Health Bad/Very Bad	5.1	5.1	5.3
% of Population with a long term illness/disability	22.3	19.8	18.5
% of Population within Communal Establishments	2.1	2.1	2.6
% of Population Providing Unpaid Care	9.3	9.8	8.8
% of Population Whose Main Language is not English	1.1	1.9	8.8
Claimants Female - % of 16-64 Population	1.3	1.1	1.7
Claimants Male - % of 16-64 Population	1.2	1.3	2.3
Claimant Total - % of 16-64 Population	1.3	1.0	2.0



Deprivation in Lyme and Charmouth Ward

When considering Deprivation, areas within the top 20% nationally are of most concern. In this measure we have calculated the proportion of households in areas in each ward which fall into the top 20% nationally for each domain. These are areas that are considered as suffering severe deprivation in a national context within that category.

Mosaic Data for Lyme and Charmouth Ward

Ward MOSAIC Top 5	Lyme & Charmouth Ward
D Rural Reality	48%
C Country Living	32%
L Vintage Value	7%
B Prestige Positions	5%
E Senior Security	3%

Mosaic data is produced by Experian and segments household into sixteen different 'Groups' based on their life-style, preferences, likely income and social interests. The data here represents the top 5 Mosaic Groups in each Dorset Ward.