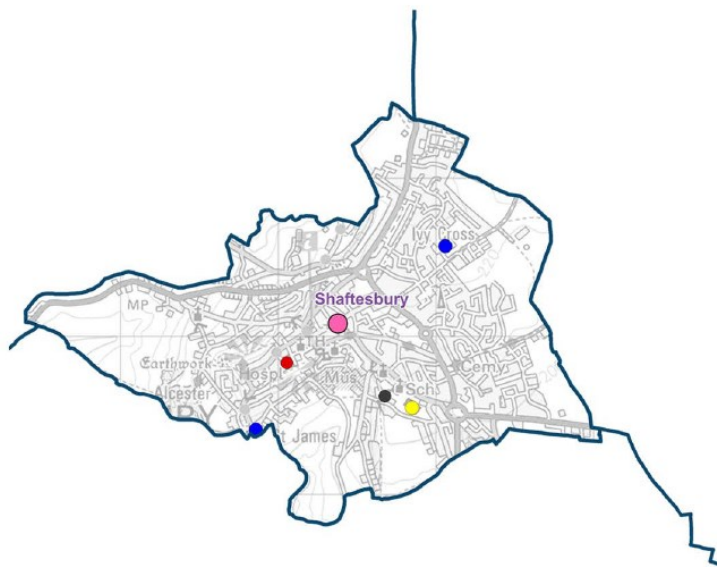
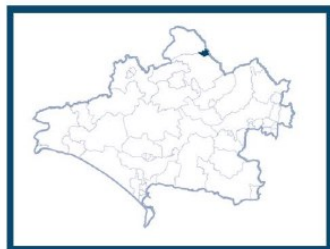


Ward Profile Shaftesbury Town Ward

Shaftesbury Town Ward:



- GP Surgery ● 1
- Hospital ● 1
- Dorset Council Library ● 1
- Community Library ● 0
- Primary School ● 2
- Middle School ● 0
- Secondary School ● 1
- Special School ● 0
- Pupil Referral Unit ● 0



2 Councillors



6,794 Electors



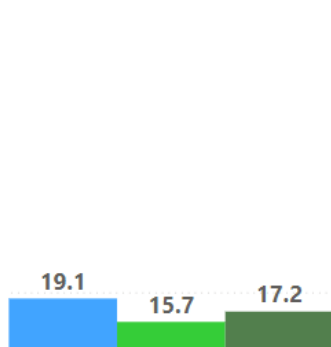
4,694 Residential Properties

Shaftesbury Ward is comprised of the following Parishes:

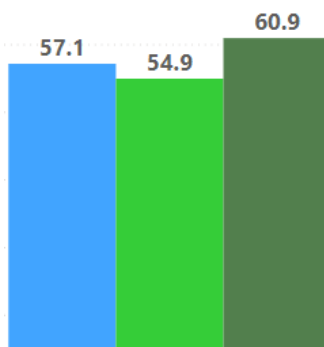
Shaftesbury Town Ward is composed of the Parish of Shaftesbury

● Shaftesbury Town ● Dorset ● Bournemouth, Christchurch and Poole

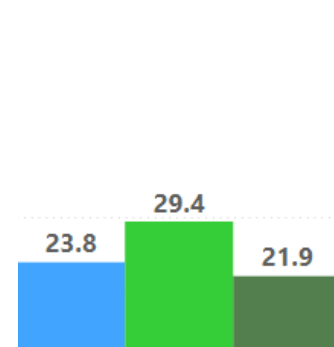
Age Profile:



% of Population Aged (0 to 15)



% of Population Aged (16 to 64)



% of Population Aged (65+)

Total Ward Population



8,995

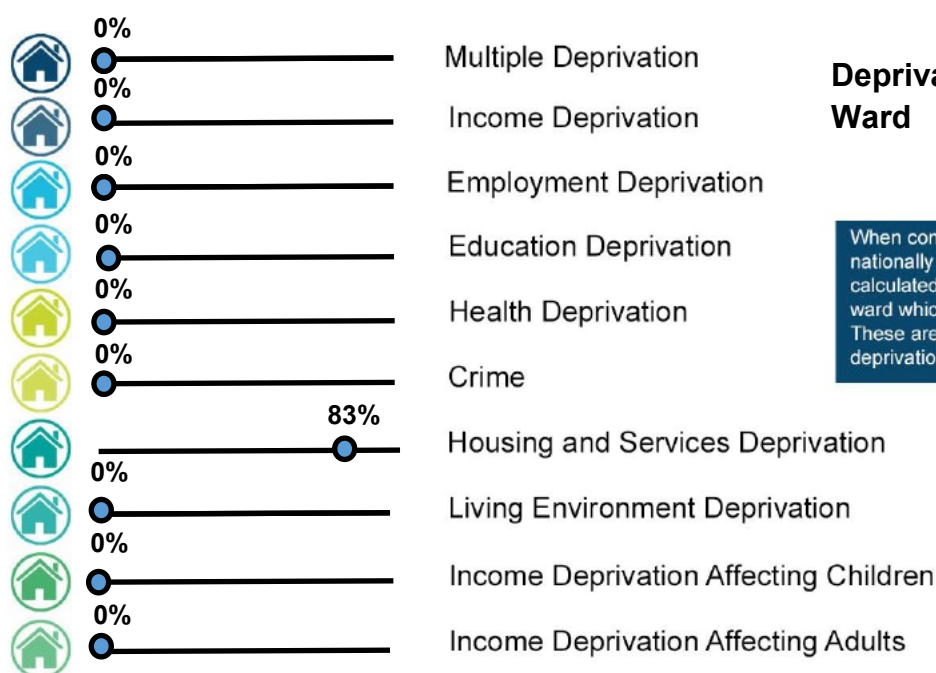
49% are Male



51% are Female



Demographics	Shaftesbury Town Ward	Dorset Council	BCP
% of Population White British	91.7	93.9	82.4
% of Population Ethnic Minority	8.3	6.1	17.6
% of Population Who Describe Health Good/Very Good	82.7	80.7	81.6
% of Population Who Describe Health Bad/Very Bad	4.3	5.1	5.3
% of Population with a long term illness/disability	18.3	19.8	18.5
% of Population within Communal Establishments	1.1	2.1	2.6
% of Population Providing Unpaid Care	8.4	9.8	8.8
% of Population Whose Main Language is not English	3.7	1.9	8.8
Claimants Female - % of 16-64 Population	1.0	1.1	1.7
Claimants Male - % of 16-64 Population	1.4	1.3	2.3
Claimant Total - % of 16-64 Population	1.2	1.0	2.0



Deprivation in Shaftesbury Town Ward

When considering Deprivation, areas within the top 20% nationally are of most concern. In this measure we have calculated the proportion of households in areas in each ward which fall into the top 20% nationally for each domain. These are areas that are considered as suffering severe deprivation in a national context within that category.

Mosaic Data for Shaftesbury Town Ward

Ward MOSAIC Top 5	Shaftesbury Town Ward
H Aspiring Homemakers	21%
E Senior Security	15%
L Vintage Value	12%
F Suburban Stability	11%
D Rural Reality	7%

Mosaic data is produced by Experian and segments household into sixteen different 'Groups' based on their life-style, preferences, likely income and social interests. The data here represents the top 5 Mosaic Groups in each Dorset Ward.