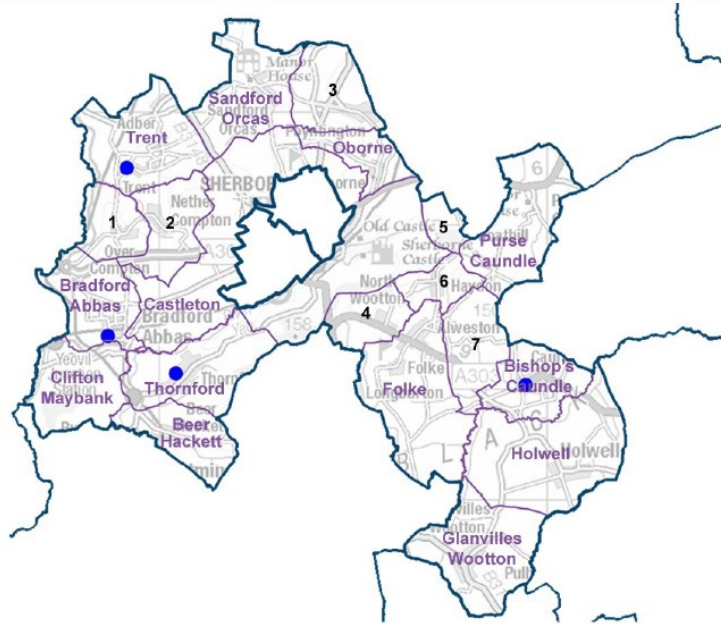


Ward Profile Sherborne Rural Ward

Sherborne Rural Ward:



- GP Surgery ● 0
- Hospital ● 0
- Dorset Council Library ● 0
- Community Library ● 0
- Primary School ● 4
- Middle School ● 0
- Secondary School ● 0
- Special School ● 0
- Pupil Referral Unit ● 0

- 1 Over Compton
- 2 Nether Compton
- 3 Poyntington
- 4 North Wootton
- 5 Goathill
- 6 Haydon
- 7 Caundle Marsh



1 Councillor



4,042 Electors



2,310

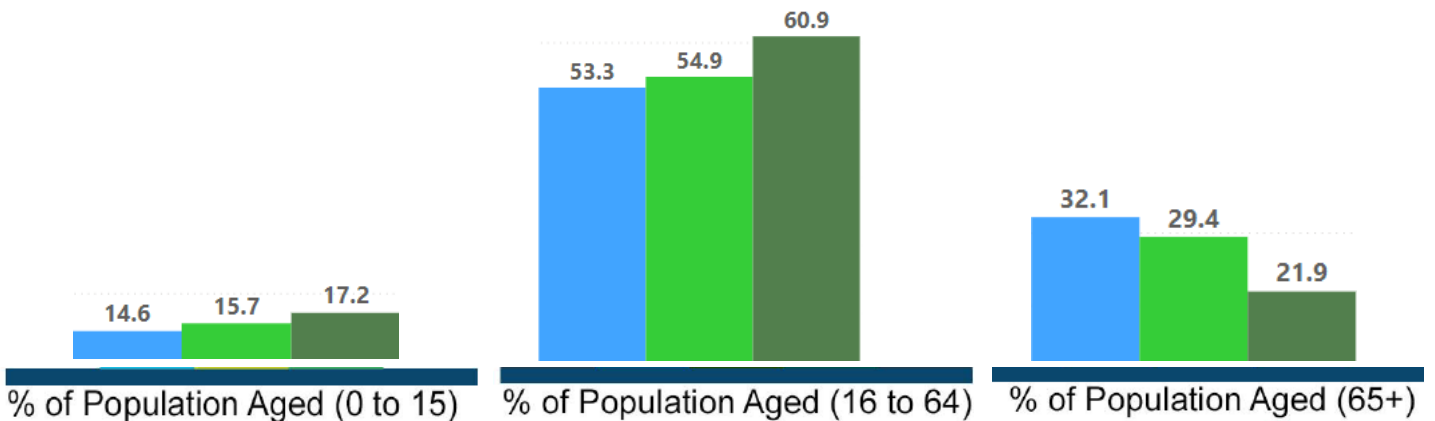
Residential Properties

Sherborne Rural Ward is comprised of the following Parishes:

Beer Hackett, Bishops Caundle, Bradford Abbas, Castleton, Caundle Marsh, Clifton Maybank, Folke, Glanvilles Wootton, Goathill, Haydon, Holwell, Nether Compton, North Wootton, Osborne, Over Compton, Poyntington, Purse Caundle, Sandford Orcas and Thornford and Trent

- Sherborne Rural
- Dorset
- Bournemouth, Christchurch and Poole

Age Profile:



Total Ward Population



5,140

49% are Male




51% are Female



Ward Profile Sherborne Rural Ward

Demographics	Sherborne Rural Ward	Dorset Council	BCP
% of Population White British	95.7	93.9	82.4
% of Population Ethnic Minority	4.3	6.1	17.6
% of Population Who Describe Health Good/Very Good	84.1	80.7	81.6
% of Population Who Describe Health Bad/Very Bad	3.9	5.1	5.3
% of Population with a long term illness/disability	15.7	19.8	18.5
% of Population within Communal Establishments	0	2.1	2.6
% of Population Providing Unpaid Care	9.3	9.8	8.8
% of Population Whose Main Language is not English	0.9	1.9	8.8
Claimants Female - % of 16-64 Population	1.1	1.1	1.7
Claimants Male - % of 16-64 Population	1.2	1.3	2.3
Claimant Total - % of 16-64 Population	1.1	1.0	2.0



Deprivation in Sherborne Rural Ward

When considering Deprivation, areas within the top 20% nationally are of most concern. In this measure we have calculated the proportion of households in areas in each ward which fall into the top 20% nationally for each domain. These are areas that are considered as suffering severe deprivation in a national context within that category.

Mosaic Data for Sherborne Rural Ward

Ward MOSAIC Top 5	Sherborne Rural Ward
C Country Living	66%
D Rural Reality	26%
H Aspiring Homemakers	3%
E Senior Security	2%
B Prestige Positions	1%

Mosaic data is produced by Experian and segments household into sixteen different 'Groups' based on their life-style, preferences, likely income and social interests. The data here represents the top 5 Mosaic Groups in each Dorset Ward.