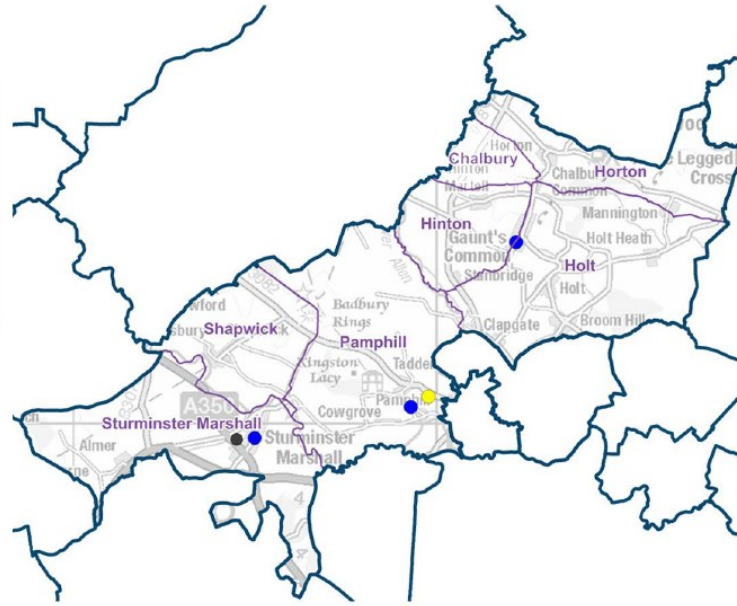


Ward Profile Stour & Allen Vale Ward

Stour & Allen Vale Ward:



- GP Surgery ● 1
- Hospital ● 0
- Dorset Council Library ● 0
- Community Library ● 0
- Primary School ● 3
- Middle School ● 0
- Secondary School ● 1
- Special School ● 0
- Pupil Referral Unit ● 0



1 Councillor



3,818 Electors



2,140

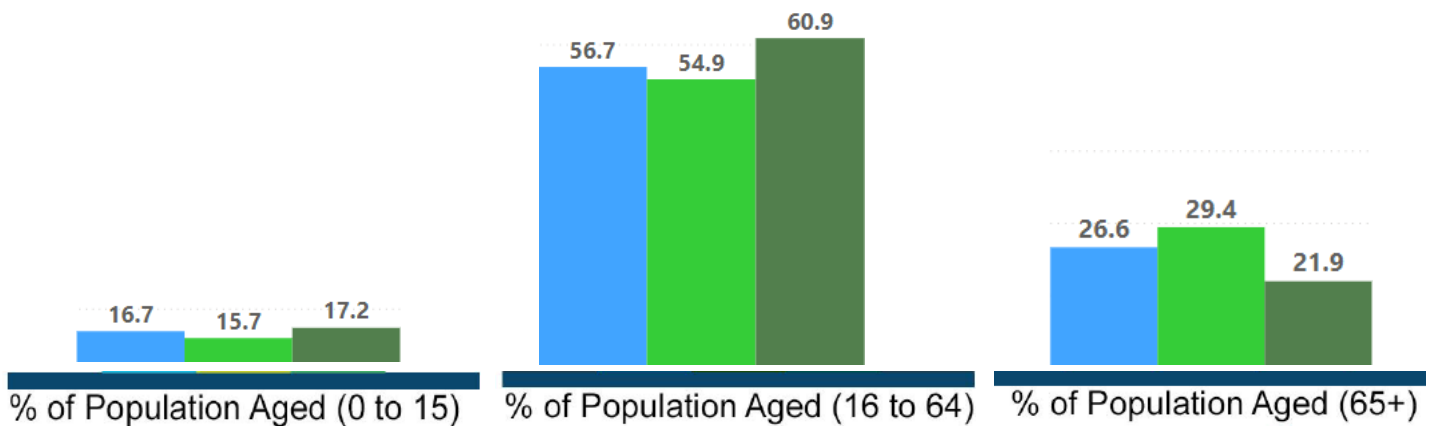
Residential Properties

Stour & Allen Vale Ward is comprised of the following Parishes:

Chalbury, Hinton, Holt, Horton, Pamphill, Shapwick and Sturminster Marshall

● Stour & Allen Vale ● Dorset ● Bournemouth, Christchurch and Poole

Age Profile:



Total Ward Population



5,185

50% are Male

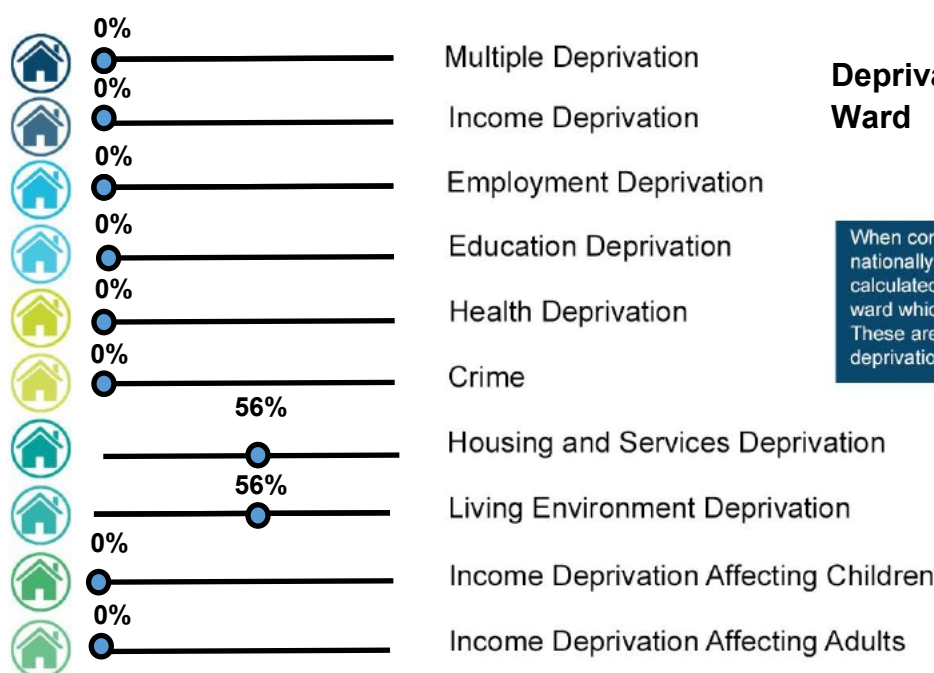


50% are Female



Ward Profile Stour & Allen Vale Ward

Demographics	Stour & Allen Vale Ward	Dorset Council	BCP
% of Population White British	96.1	93.9	82.4
% of Population Ethnic Minority	3.9	6.1	17.6
% of Population Who Describe Health Good/Very Good	84.4	80.7	81.6
% of Population Who Describe Health Bad/Very Bad	3.6	5.1	5.3
% of Population with a long term illness/disability	16.7	19.8	18.5
% of Population within Communal Establishments	0.5	2.1	2.6
% of Population Providing Unpaid Care	10.8	9.8	8.8
% of Population Whose Main Language is not English	0.8	1.9	8.8
Claimants Female - % of 16-64 Population	1.0	1.1	1.7
Claimants Male - % of 16-64 Population	0.6	1.3	2.3
Claimant Total - % of 16-64 Population	0.8	1.0	2.0



Deprivation in Stour and Allen Vale Ward

When considering Deprivation, areas within the top 20% nationally are of most concern. In this measure we have calculated the proportion of households in areas in each ward which fall into the top 20% nationally for each domain. These are areas that are considered as suffering severe deprivation in a national context within that category.

Mosaic Data for Stour & Allen Vale Ward

Ward MOSAIC Top 5	Stour & Allen Vale Ward
C Country Living	81%
D Rural Reality	13%
B Prestige Positions	3%
H Aspiring Homemakers	1%
L Vintage Value	0%

Mosaic data is produced by Experian and segments household into sixteen different 'Groups' based on their life-style, preferences, likely income and social interests. The data here represents the top 5 Mosaic Groups in each Dorset Ward.