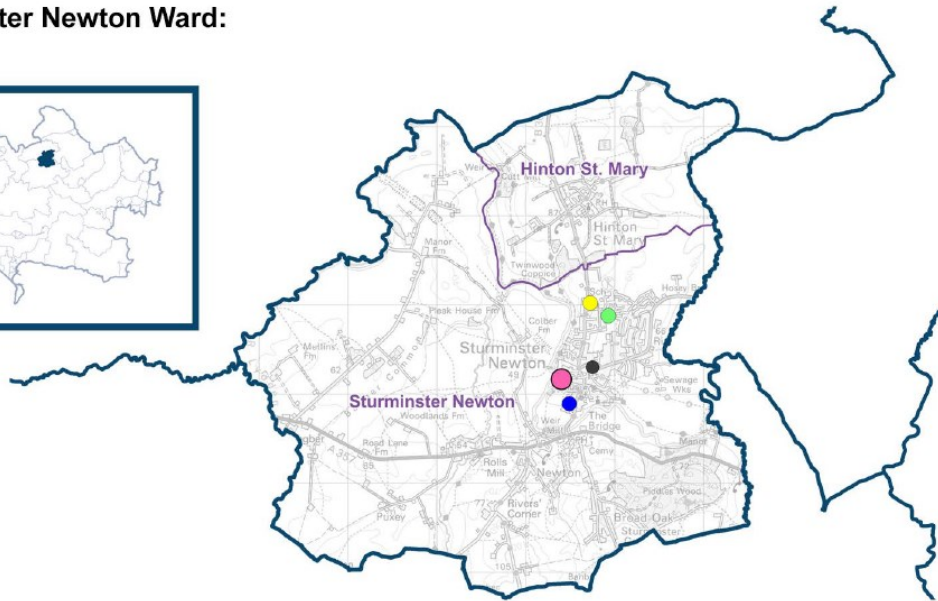


Ward Profile Sturminster Newton

Sturminster Newton Ward:



- GP Surgery ● 1
- Hospital ● 0
- Dorset Council Library ● 1
- Community Library ● 0
- Primary School ● 1
- Middle School ● 0
- Secondary School ● 1
- Special School ● 1
- Pupil Referral Unit ● 0



1 Councillor



3,469 Electors



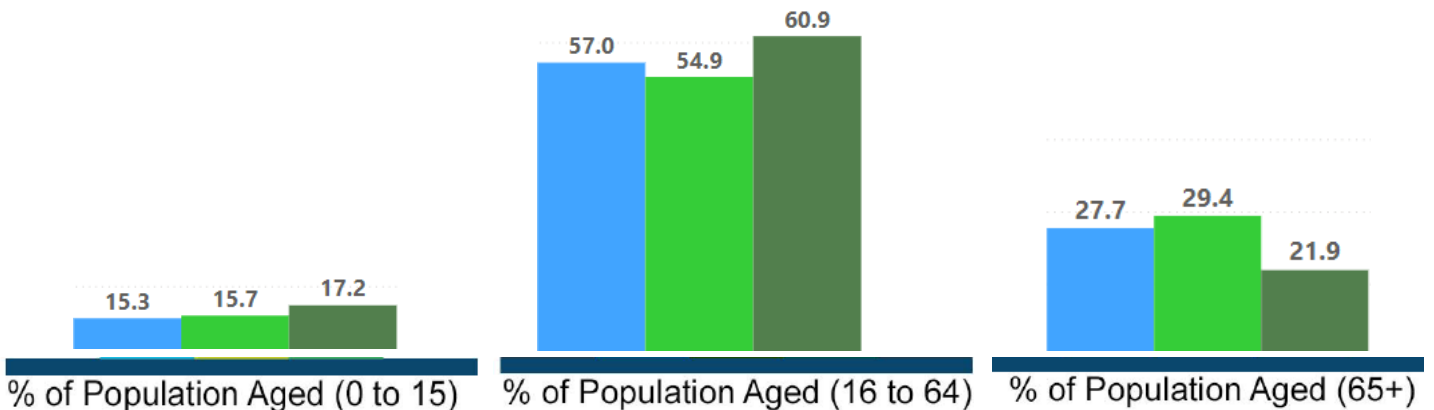
2,209 Residential Properties

Sturminster Newton Ward is comprised of the following Parishes:

Hinton St. Mary & Sturminster Newton

● Sturminster Newton ● Dorset ● Bournemouth, Christchurch and Poole

Age Profile:



Total Ward Population



4,775

49% are Male



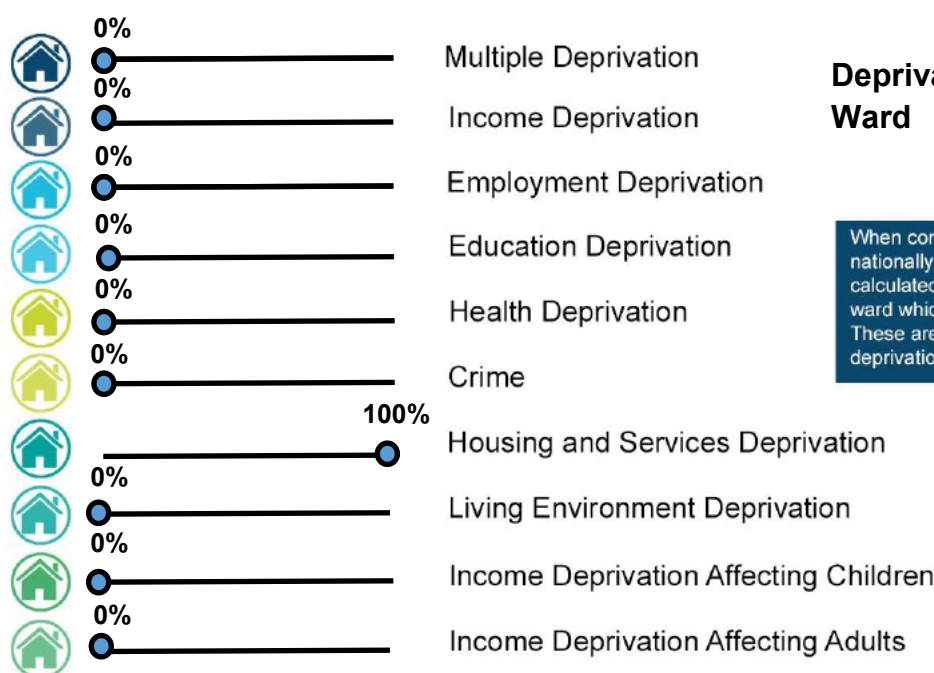
51% are Female



Ward Profile Sturminster Newton Ward



Demographics	Sturminster Newton Ward	Dorset Council	BCP
% of Population White British	88.7	93.9	82.4
% of Population Ethnic Minority	11.3	6.1	17.6
% of Population Who Describe Health Good/Very Good	79.8	80.7	81.6
% of Population Who Describe Health Bad/Very Bad	5.5	5.1	5.3
% of Population with a long term illness/disability	19.9	19.8	18.5
% of Population within Communal Establishments	1.5	2.1	2.6
% of Population Providing Unpaid Care	9	9.8	8.8
% of Population Whose Main Language is not English	8.0	1.9	8.8
Claimants Female - % of 16-64 Population	0.8	1.1	1.7
Claimants Male - % of 16-64 Population	1.1	1.3	2.3
Claimant Total - % of 16-64 Population	1.2	1.0	2.0



Deprivation in Sturminster Newton Ward

When considering Deprivation, areas within the top 20% nationally are of most concern. In this measure we have calculated the proportion of households in areas in each ward which fall into the top 20% nationally for each domain. These are areas that are considered as suffering severe deprivation in a national context within that category.

Mosaic Data for Sturminster Newton Ward

Ward MOSAIC Top 5	Sturminster Newton Ward
D Rural Reality	58%
C Country Living	25%
L Vintage Value	7%
E Senior Security	4%
O Rental Hubs	3%

Mosaic data is produced by Experian and segments household into sixteen different 'Groups' based on their life-style, preferences, likely income and social interests. The data here represents the top 5 Mosaic Groups in each Dorset Ward.