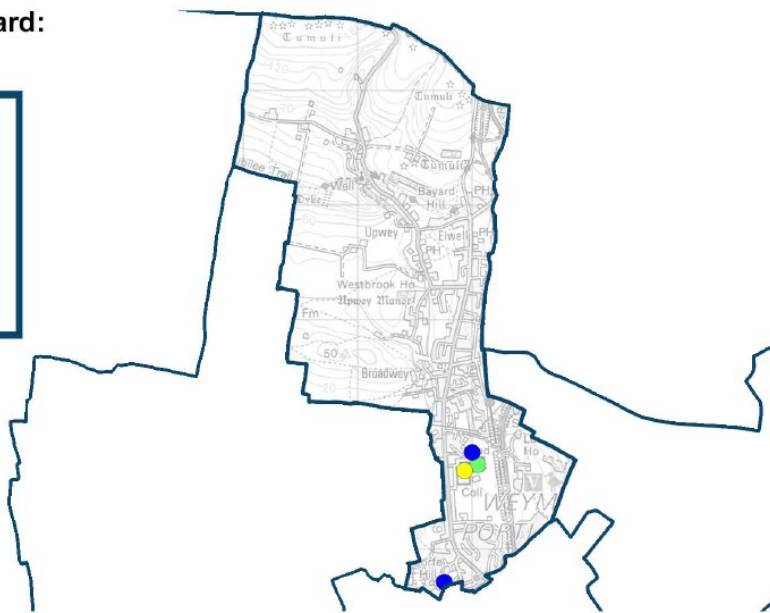


Ward Profile Upwey and Broadway

Upwey & Broadway Ward:



- GP Surgery ● 0
- Hospital ● 0
- Dorset Council Library ● 0
- Community Library ● 0
- Primary School ● 2
- Middle School ● 0
- Secondary School ● 1
- Special School ● 1
- Pupil Referral Unit ● 0



1 Councillor



3,750 Electors



2,164

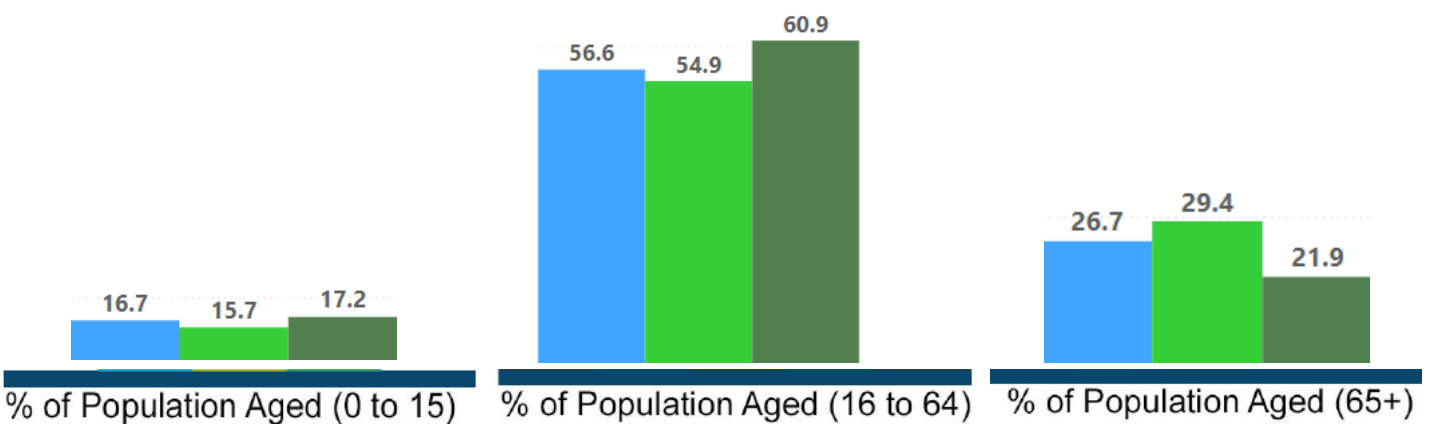
Residential Properties

Upwey & Broadway is comprised of the following Parishes:

Upwey & Broadway is composed of the Upwey and Broadway areas of Weymouth

● Upwey & Broadway ● Dorset ● Bournemouth, Christchurch and Poole

Age Profile:



Total Ward Population



4,520

49% are Male



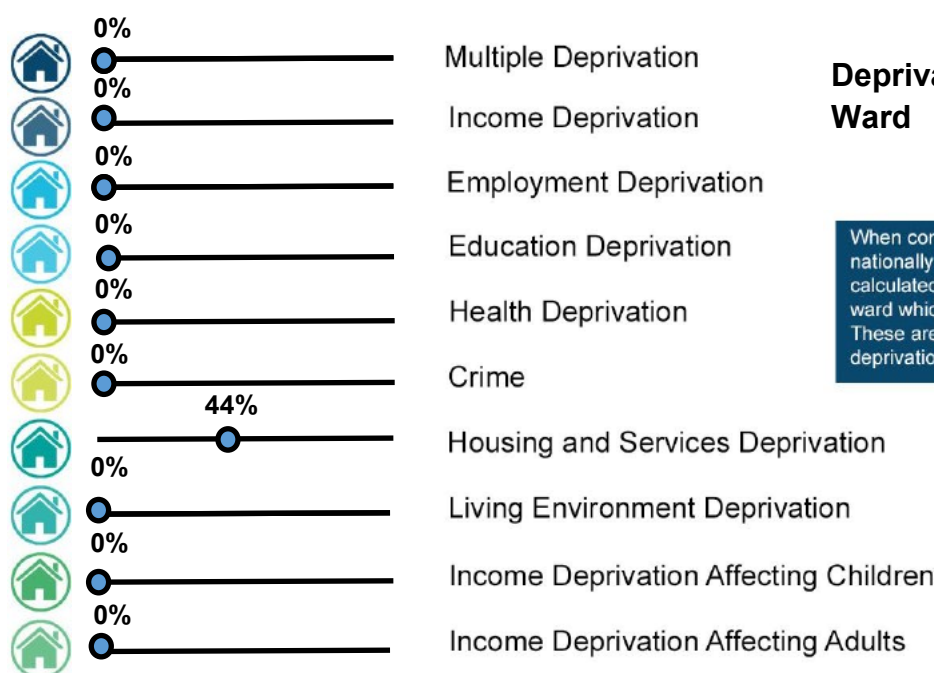
51% are Female



Ward Profile Upwey & Broadway Ward



Demographics	Upwey and Broadway Ward	Dorset Council	BCP
% of Population White British	94.6	93.9	82.4
% of Population Ethnic Minority	5.4	6.1	17.6
% of Population Who Describe Health Good/Very Good	82.2	80.7	81.6
% of Population Who Describe Health Bad/Very Bad	5	5.1	5.3
% of Population with a long term illness/disability	18.6	19.8	18.5
% of Population within Communal Establishments	0.4	2.1	2.6
% of Population Providing Unpaid Care	11	9.8	8.8
% of Population Whose Main Language is not English	1.0	1.9	8.8
Claimants Female - % of 16-64 Population	0.7	1.1	1.7
Claimants Male - % of 16-64 Population	0.9	1.3	2.3
Claimant Total - % of 16-64 Population	1.0	1.0	2.0



Deprivation in Upwey and Broadway Ward

When considering Deprivation, areas within the top 20% nationally are of most concern. In this measure we have calculated the proportion of households in areas in each ward which fall into the top 20% nationally for each domain. These are areas that are considered as suffering severe deprivation in a national context within that category.

Mosaic Data for Upwey and Broadway Ward

Ward MOSAIC Top 5	Upwey & Broadway Ward
E Senior Security	18%
F Suburban Stability	15%
D Rural Reality	14%
G Domestic Success	12%
C Country Living	12%

Mosaic data is produced by Experian and segments household into sixteen different 'Groups' based on their life-style, preferences, likely income and social interests. The data here represents the top 5 Mosaic Groups in each Dorset Ward.