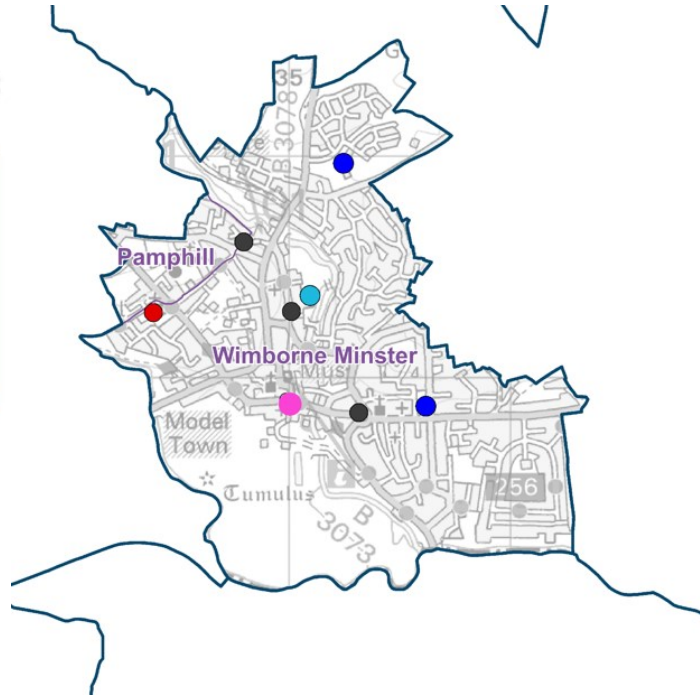


# Ward Profile Wimborne Minster Ward

Wimborne Minster Ward:



- GP Surgery ● 2
- Hospital ● 1
- Dorset Council Library ● 1
- Community Library ● 0
- Primary School ● 2
- Middle School ● 1
- Secondary School ● 0
- Special School ● 0
- Pupil Referral Unit ● 0



**2 Councillors**



**6,248 Electors**



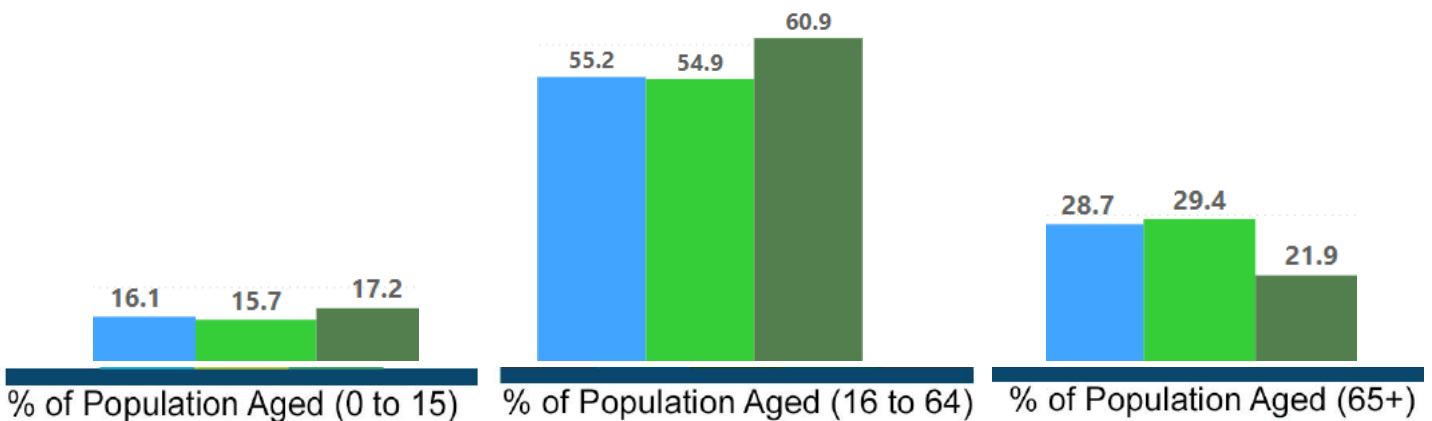
**4,318 Residential Properties**

Wimborne Minster is comprised of the following Parishes:

Wimborne Minster is comprised of the western area of Wimborne and Stapehill

- Wimborne Minster
- Dorset
- Bournemouth, Christchurch and Poole

## Age Profile:



Total Ward Population



**7,385**

47% are Male

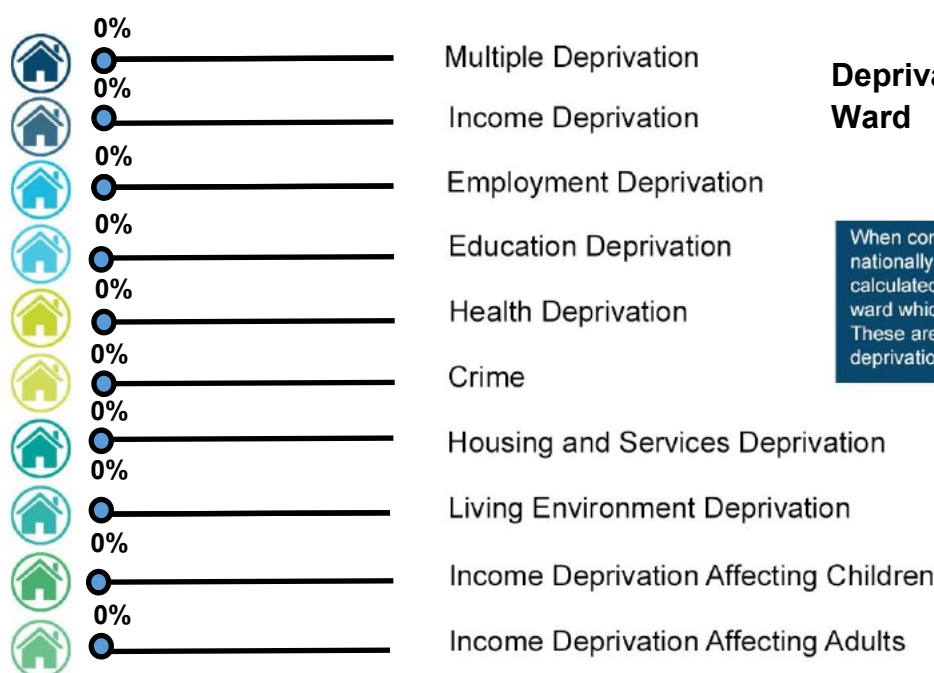


53% are Female



# Ward Profile Wimborne Minster Ward

Demographics	Wimborne Minster Ward	Dorset Council	BCP
% of Population White British	93.9	93.9	82.4
% of Population Ethnic Minority	6.1	6.1	17.6
% of Population Who Describe Health Good/Very Good	80.6	80.7	81.6
% of Population Who Describe Health Bad/Very Bad	4.9	5.1	5.3
% of Population with a long term illness/disability	20.5	19.8	18.5
% of Population within Communal Establishments	1.1	2.1	2.6
% of Population Providing Unpaid Care	9.1	9.8	8.8
% of Population Whose Main Language is not English	1.8	1.9	8.8
Claimants Female - % of 16-64 Population	1.8	1.1	1.7
Claimants Male - % of 16-64 Population	1.6	1.3	2.3
Claimant Total - % of 16-64 Population	1.8	1.0	2.0



## Deprivation in Wimborne Minster Ward

When considering Deprivation, areas within the top 20% nationally are of most concern. In this measure we have calculated the proportion of households in areas in each ward which fall into the top 20% nationally for each domain. These are areas that are considered as suffering severe deprivation in a national context within that category.

## Mosaic Data for Wimborne Minster Ward

Ward MOSAIC Top 5	Wimborne Minster Ward
E Senior Security	17%
L Vintage Value	17%
H Aspiring Homemakers	15%
B Prestige Positions	12%
G Domestic Success	9%

Mosaic data is produced by Experian and segments household into sixteen different 'Groups' based on their life-style, preferences, likely income and social interests. The data here represents the top 5 Mosaic Groups in each Dorset Ward.