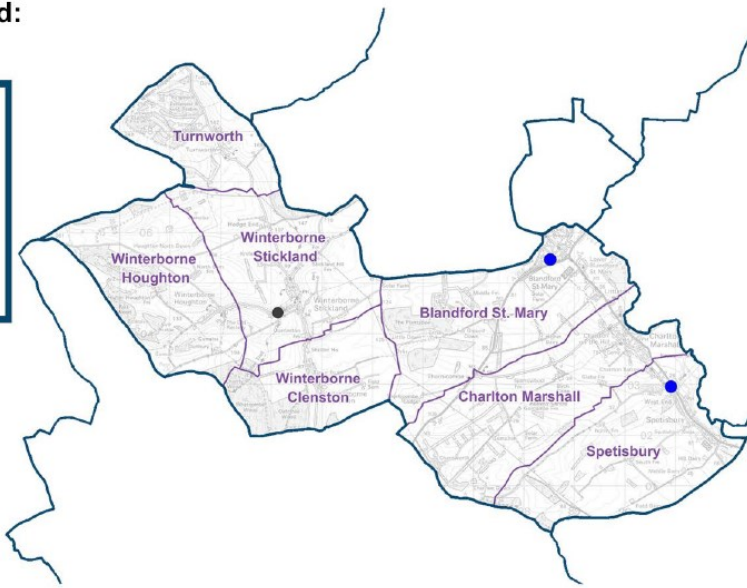


Ward Profile Winterborne North Ward

Winterborne North Ward:



- GP Surgery ● 1
- Hospital ● 0
- Dorset Council Library ● 0
- Community Library ● 0
- Primary School ● 2
- Middle School ● 0
- Secondary School ● 0
- Special School ● 0
- Pupil Referral Unit ● 0



1 Councillor



3,724 Electors



2,439

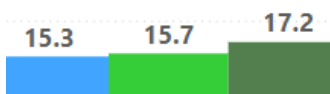
Residential Properties

Winterborne North Ward is comprised of the following Parishes:

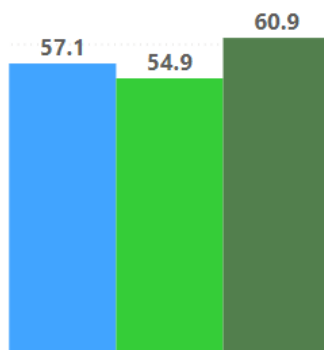
Blandford St. Mary, Charlton Marshall, Spetisbury, Turnworth, Winterborne Clenston, Winterborne Houghton and Winterborne Stickland

- Winterborne North
- Dorset
- Bournemouth, Christchurch and Poole

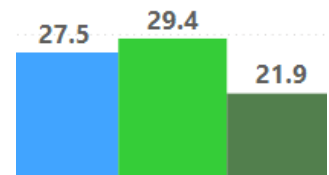
Age Profile:



% of Population Aged (0 to 15)



% of Population Aged (16 to 64)



% of Population Aged (65+)

Total Ward Population



4,070

51% are Male

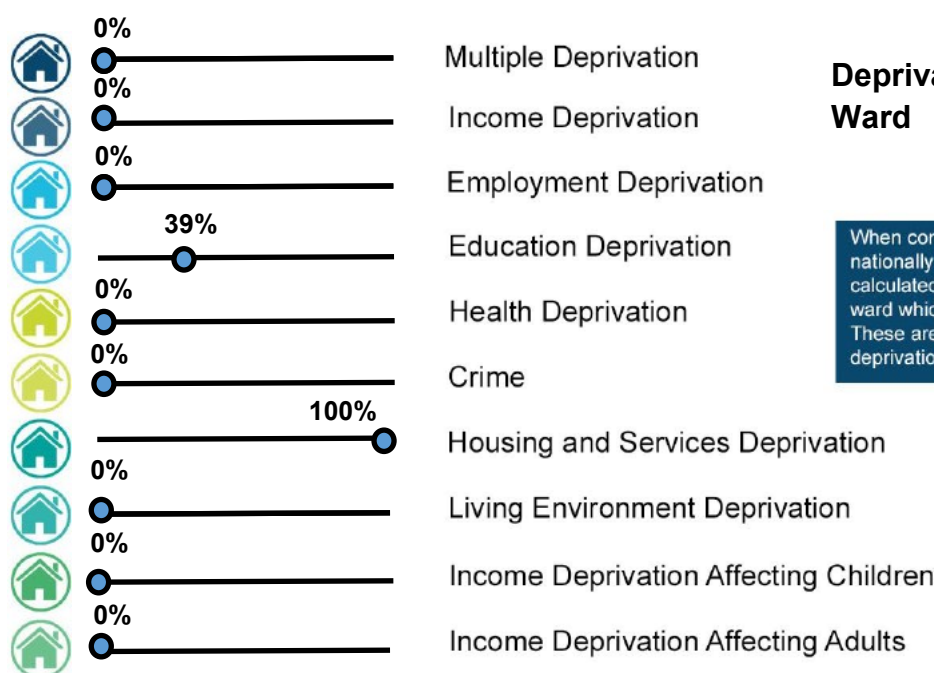


49% are Female



Ward Profile Winterborne North Ward

| Demographics | Winterborne North Ward | Dorset Council | BCP |
|---|------------------------|----------------|------|
| % of Population White British | 95.8 | 93.9 | 82.4 |
| % of Population Ethnic Minority | 4.2 | 6.1 | 17.6 |
| % of Population Who Describe Health Good/Very Good | 82.3 | 80.7 | 81.6 |
| % of Population Who Describe Health Bad/Very Bad | 5.2 | 5.1 | 5.3 |
| % of Population with a long term illness/disability | 19.8 | 19.8 | 18.5 |
| % of Population within Communal Establishments | 0.6 | 2.1 | 2.6 |
| % of Population Providing Unpaid Care | 10.1 | 9.8 | 8.8 |
| % of Population Whose Main Language is not English | 0.9 | 1.9 | 8.8 |
| Claimants Female - % of 16-64 Population | 1.7 | 1.1 | 1.7 |
| Claimants Male - % of 16-64 Population | 1.5 | 1.3 | 2.3 |
| Claimant Total - % of 16-64 Population | 1.7 | 1.0 | 2.0 |



Deprivation in Winterborne North Ward

When considering Deprivation, areas within the top 20% nationally are of most concern. In this measure we have calculated the proportion of households in areas in each ward which fall into the top 20% nationally for each domain. These are areas that are considered as suffering severe deprivation in a national context within that category.

Mosaic Data for Winterborne North Ward

| Ward MOSAIC Top 5 | Winterborne North Ward |
|-----------------------|------------------------|
| C Country Living | 39% |
| D Rural Reality | 21% |
| H Aspiring Homemakers | 13% |
| F Suburban Stability | 7% |
| E Senior Security | 5% |

Mosaic data is produced by Experian and segments household into sixteen different 'Groups' based on their life-style, preferences, likely income and social interests. The data here represents the top 5 Mosaic Groups in each Dorset Ward.