

December
2023

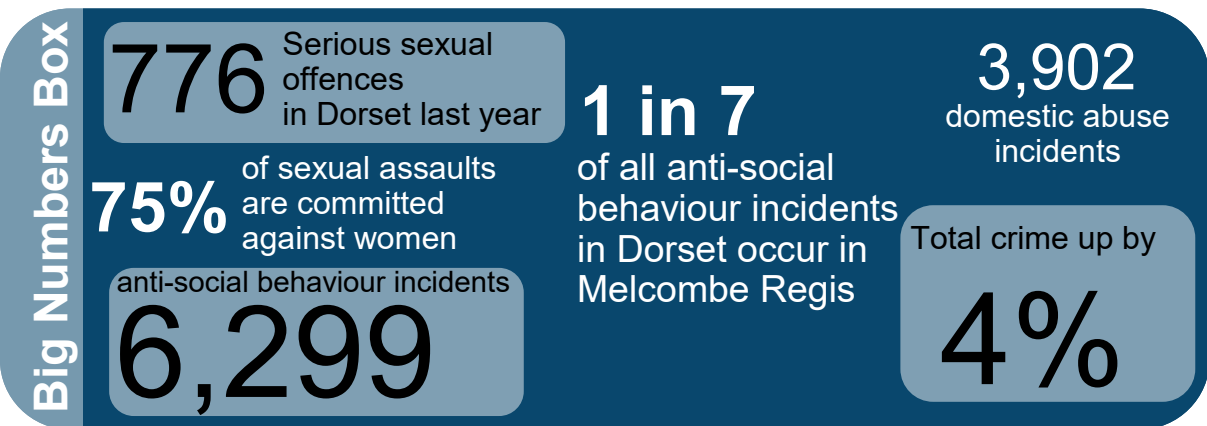
State of Dorset Crime



In a national context, crime in the Dorset Council area is consistently very low, well below the average in England.

Data relates to the 2022/23 fiscal year unless stated otherwise.

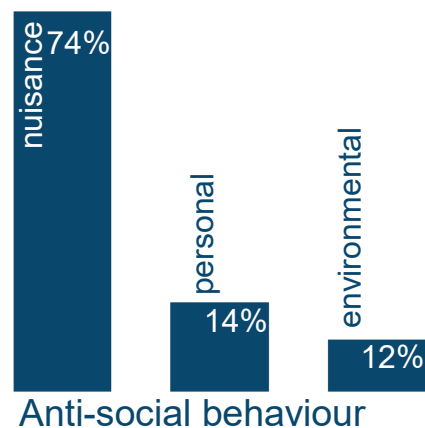
Total recorded crime has risen by 4% in this fiscal year compared to last year¹, however, anti-social behaviour incidents have decreased by 14% from last year. The number of domestic abuse incidents have decreased by 4% since the last financial year.



Box 1: Dorset Community Safety Partnership Priorities¹

- Sexual Offences
- Domestic Abuse and Stalking
- Serious and Public Place Violence
- Fraud
- Anti-Social Behaviour
- Rural Crime

- In 2022-23 there were 6,299 incidents of **anti-social behaviour** in the Dorset Council area.
- 74% of these were classified as nuisance, 14% personal and 12% environmental.
- Weymouth has the highest rate of anti-social behaviour across the Dorset Council area.
- There were 776 serious **sexual offences** in the Dorset Council area last year.
- There were 3,902 **domestic abuse** incidents in the Dorset Council area last year.

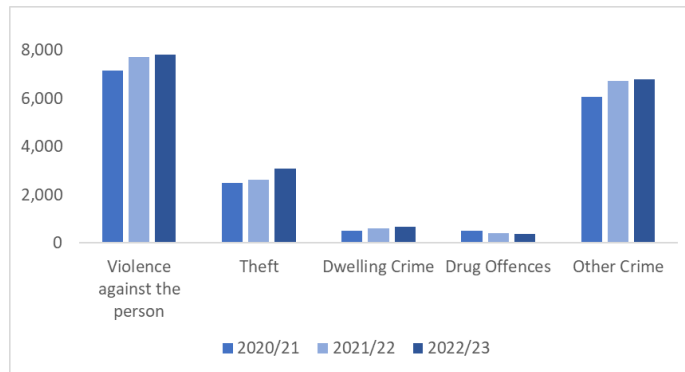


Sources

1 Community Safety Partnership Performance Reporting, 2022

Box 2: Other Crime

Crimes in the Dorset Council Area



- Total crimes were slightly higher this year than in the previous year.
 - East Dorset is the former district with the lowest crime rate in Dorset...and Weymouth and Portland has the highest.
 - Crime is highest in Dorset between April and June each year, which could be because of the better weather, the holidays and the longer daylight hours.
 - In 2021 71% of residents surveyed across Dorset said that they felt safe in their local area after dark.
- In the last year¹:**
- Residential Burglary accounts for 88% of acquisitive crimes
 - While Robbery makes just 12%
 - Most Robbery took place in Weymouth
 - While most Burglaries occurred in East Dorset
 - Compared to other areas, crime in the Dorset Council area is consistently low. Last year, Dorset had a lower crime rate than most council areas³.

Box 3: Hate Crime⁴

- A hate crime or incident is any criminal offence or non-criminal incidence, perceived by the victim or any other person, as being motivated by prejudice or hate towards a person's protected characteristic.
- The numbers of religious or racially aggravated crimes have been occurring over the past three years is certainly been cause for concern. There were 335 recorded cases of these crime types over the past three years. Although the number fell from 134 in 2021/22 to 90 in 2022/23.
- Hate crimes often go unreported and a focus of local policing is on building trust and confidence in reporting and ensuring that everyone knows how to report a hate crime or incident. Third-party reporting centres and trusted community partners are key to this.
- The council is a member of Prejudice Free Dorset, a partnership group made up of local agencies that seeks to promote inclusive communities and challenge prejudice cross Dorset, so everyone can go about their daily lives safely and with confidence⁵.

Sources

³ [Compare your area | Police.uk \(www.police.uk\)](https://www.police.uk)

⁴ Dorset Police, 2023

⁵ Prejudice Free Dorset