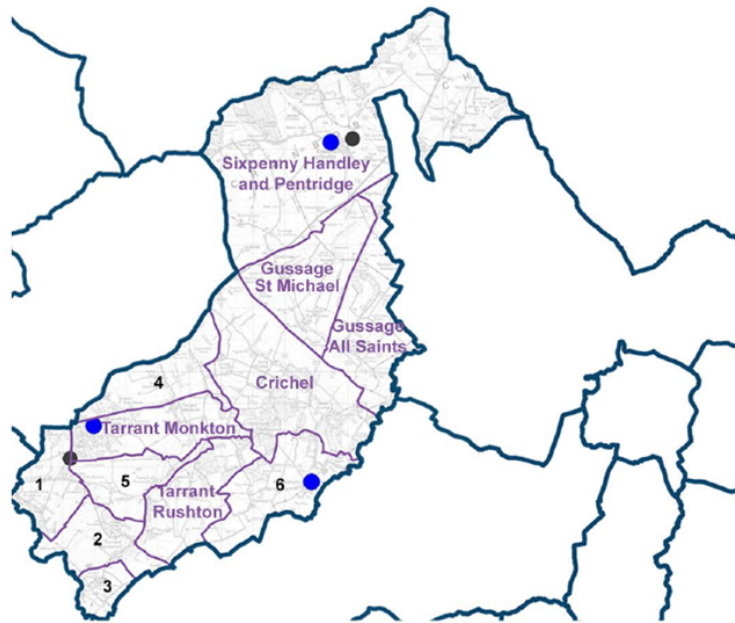


Cranborne Chase Ward:



1 Councillor



3,132 Electors

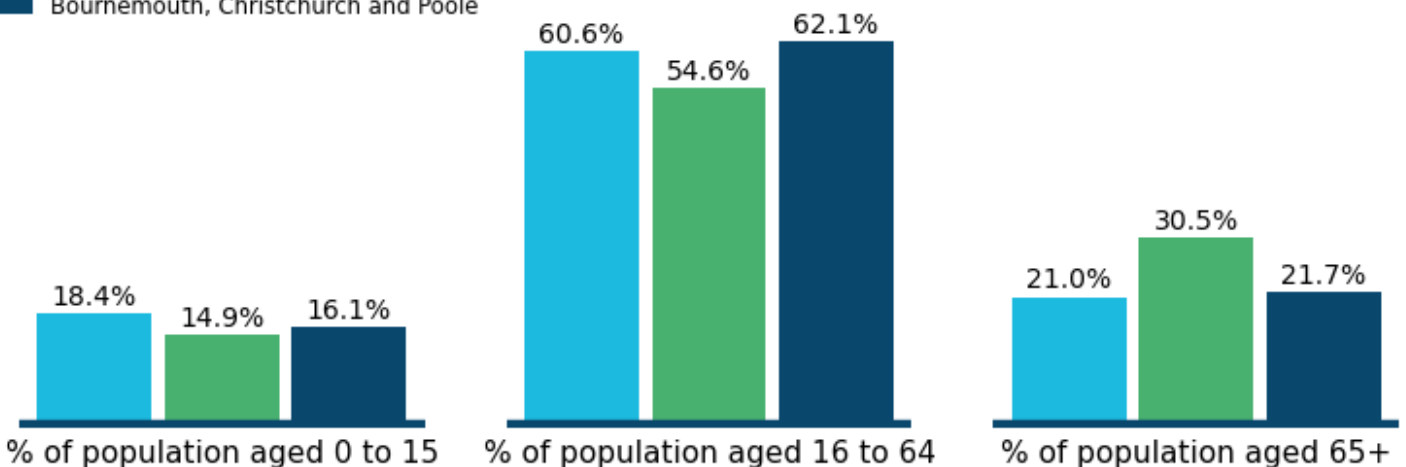
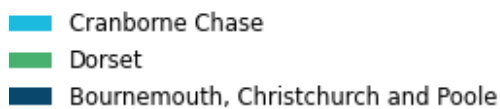


2,082 Homes

Cranborne Chase is comprised of the following parishes:

Crichel, Gussage St Michael, Langton Long Blandford, Sixpenny Handley and Pentridge, Tarrant Crawford, Tarrant Keyneston, Tarrant Launceston, Tarrant Monkton, Tarrant Rawston, Tarrant Rushton, Witchampton, and Gussage All Saints

Age profile for Cranborne Chase:



5,221 Population




53% Male



47% Female

| Demographics | Cranborne Chase | Dorset Council | BCP |
|---|-----------------|----------------|------|
| % of Population White British | 87.0 | 93.9 | 82.4 |
| % of Population Ethnic Minority | 13.0 | 6.1 | 17.6 |
| % of Population Who Describe Health Good/Very Good | 87.8 | 80.7 | 81.6 |
| % of Population Who Describe Health Bad/Very Bad | 2.6 | 5.1 | 5.3 |
| % of Population with a long term illness/disability | 12.2 | 19.8 | 18.5 |
| % of Population within Communal Establishments | 11.6 | 2.1 | 2.6 |
| % of Population Providing Unpaid Care | 7.3 | 9.7 | 8.7 |
| % of Population Whose Main Language is not English | 6.2 | 1.8 | 8.3 |
| Claimants Female - % of 16-64 Population | 1.5 | 2.2 | 2.8 |
| Claimants Male - % of 16-64 Population | 0.9 | 2.5 | 3.9 |
| Claimant Total - % of 16-64 Population | 1.2 | 2.3 | 3.4 |

Cranborne Chase Ward — % of population in deciles 1-2



Deprivation: This infographic shows how many households in each ward live in neighbourhoods that rank among the most deprived 20% in England. These neighbourhoods are small local areas used in national statistics. If a neighbourhood falls into this category, it experiences much higher levels of disadvantage compared with most places in the country.

Top MOSAIC Groups Cranborne Chase

| MOSAIC Groups | % of households ↓ |
|-----------------------|-------------------|
| C Country Living | 58% |
| H Aspiring Homemakers | 25% |
| D Rural Reality | 17% |
| G Domestic Success | <1% |

Mosaic data is produced by Experian and segments households into sixteen different 'Groups' based on their lifestyle, preferences, likely income and social interests. The data here represents the top Mosaic Groups in each Dorset Ward.