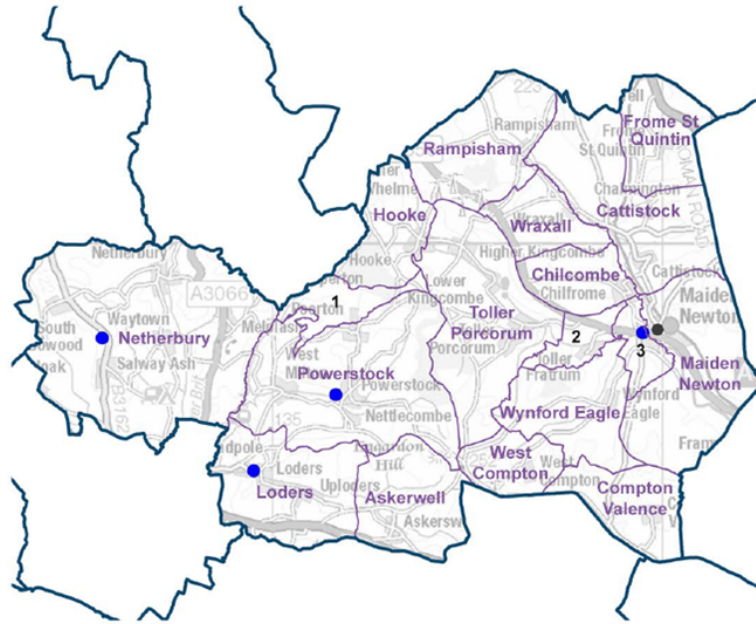


## Eggardon Ward:



- GP Surgery ● 1
- Hospital ● 0
- Dorset Council Library ● 0
- Community Library ● 0
- Primary School ● 4
- Middle School ● 0
- Secondary School ● 0
- Special School ● 0
- Pupil Referral Unit ● 0

- 1 North Poorton
- 2 Toller Fratrum
- 3 Frome Vauchurch



**1 Councillor**



**4,077 Electors**



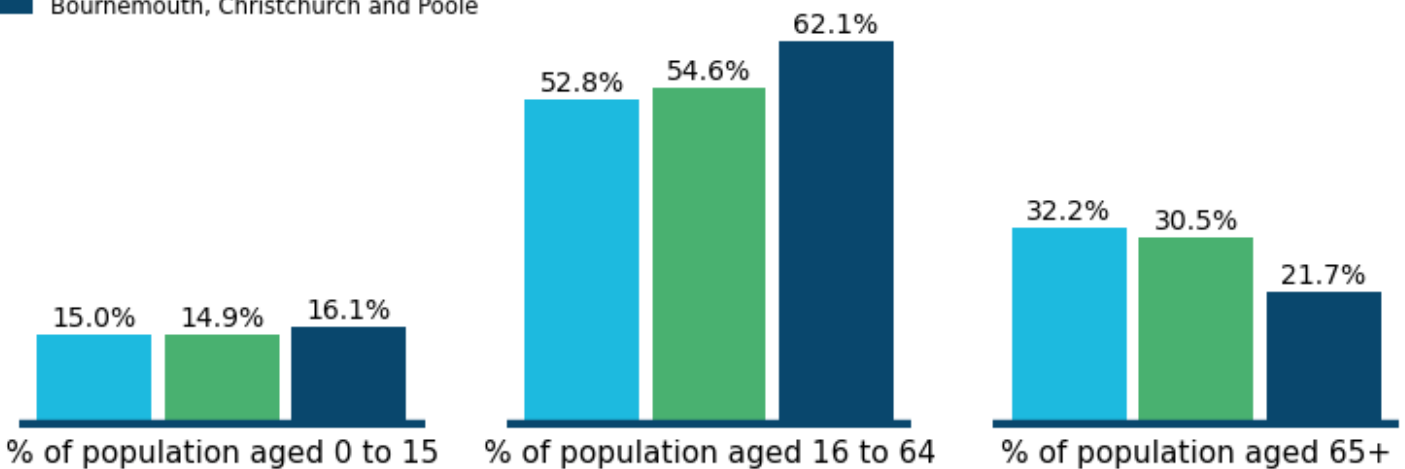
**2,537 Homes**

## Eggardon is comprised of the following parishes:

Askerswell, Cattistock, Chilfrone, Compton Valence, Frome St. Quinton, Frome Vauchurch, Hooke, Lodgers, Maiden Newton, Netherbury, North Poorton, Powerstock, Rampisham, Toller Fratrum, Toller Porcorum, West Compton, Wraxall, and Wynford Eagle

## Age profile for Eggardon:

- Eggardon
- Dorset
- Bournemouth, Christchurch and Poole



**5,108 Population**



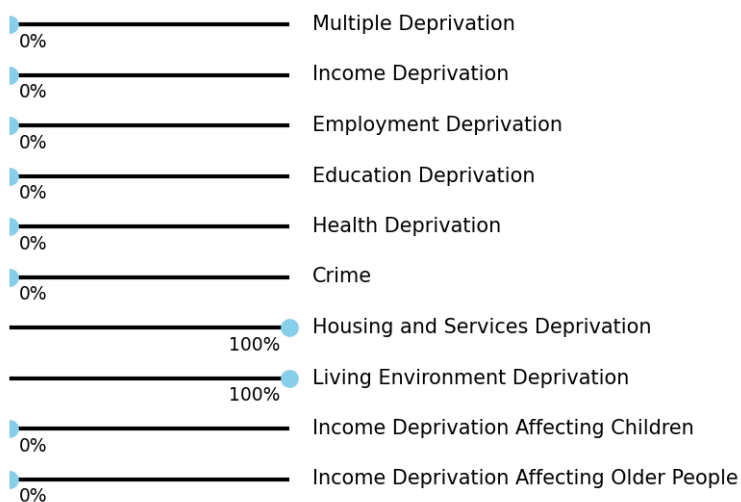
**49% Male**



**51% Female**

Demographics	Eggardon	Dorset Council	BCP
% of Population White British	94.7	93.9	82.4
% of Population Ethnic Minority	5.3	6.1	17.6
% of Population Who Describe Health Good/Very Good	82.8	80.7	81.6
% of Population Who Describe Health Bad/Very Bad	4.2	5.1	5.3
% of Population with a long term illness/disability	17.6	19.8	18.5
% of Population within Communal Establishments	0.1	2.1	2.6
% of Population Providing Unpaid Care	10.1	9.7	8.7
% of Population Whose Main Language is not English	0.8	1.8	8.3
Claimants Female - % of 16-64 Population	1.2	2.2	2.8
Claimants Male - % of 16-64 Population	1.9	2.5	3.9
Claimant Total - % of 16-64 Population	1.6	2.3	3.4

Eggardon Ward — % of population in deciles 1–2



**Deprivation:** This infographic shows how many households in each ward live in neighbourhoods that rank among the most deprived 20% in England. These neighbourhoods are small local areas used in national statistics. If a neighbourhood falls into this category, it experiences much higher levels of disadvantage compared with most places in the country.

## Top MOSAIC Groups Eggardon

MOSAIC Groups	% of households ↓
C Country Living	72%
D Rural Reality	28%
H Aspiring Homemakers	<1%

Mosaic data is produced by Experian and segments households into sixteen different 'Groups' based on their lifestyle, preferences, likely income and social interests. The data here represents the top Mosaic Groups in each Dorset Ward.