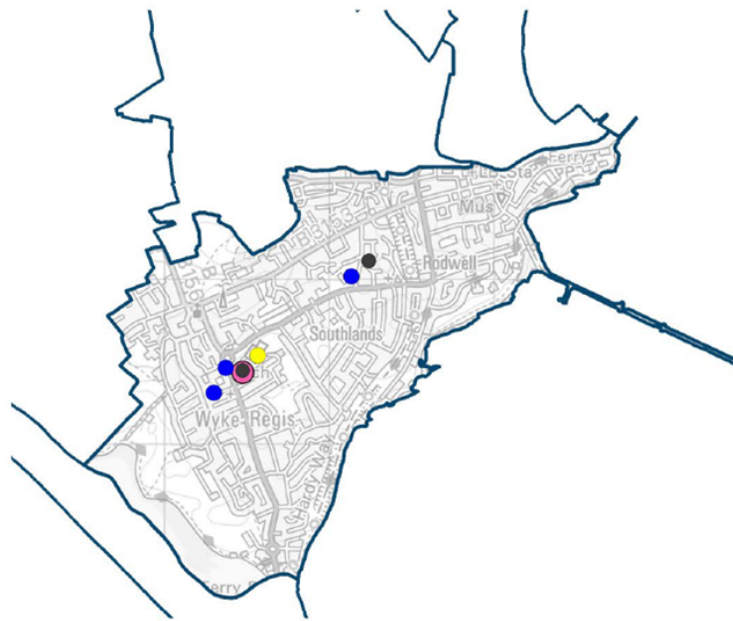


## Rodwell & Wyke Ward:



- GP Surgery ● 2
- Hospital ● 0
- Dorset Council Library ● 1
- Community Library ● 0
- Primary School ● 3
- Middle School ● 0
- Secondary School ● 1
- Special School ● 0
- Pupil Referral Unit ● 0



**3 Councillors**



**10,557 Electors**

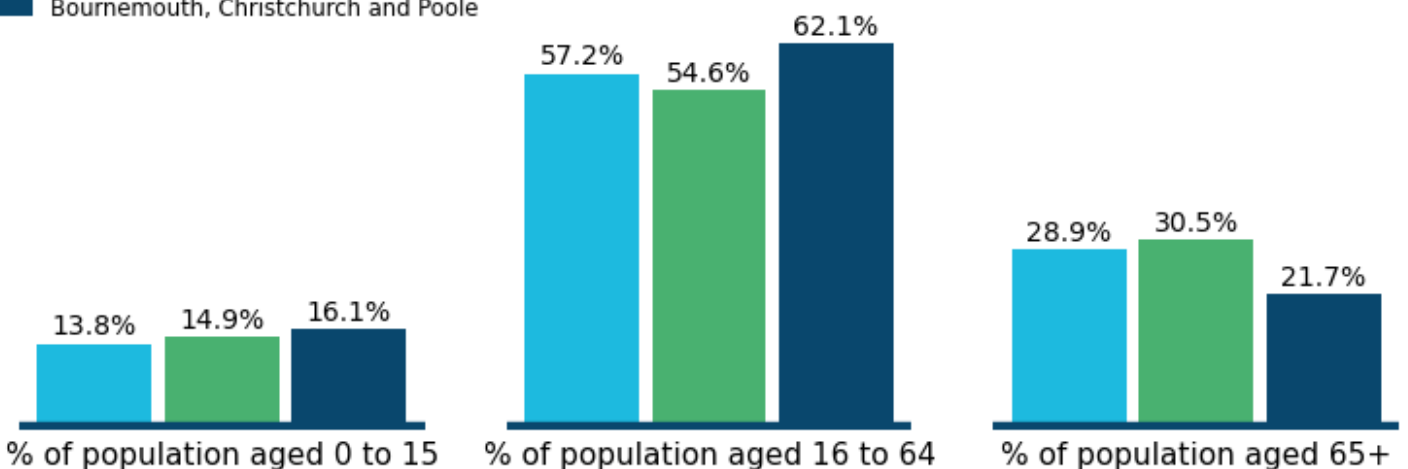


**6,844 Homes**

**Rodwell & Wyke is comprised of the following parishes:**  
Weymouth (part) (The areas of Rodwell and Wyke)

## Age profile for Rodwell & Wyke:

- Rodwell & Wyke
- Dorset
- Bournemouth, Christchurch and Poole



**13,890  
Population**



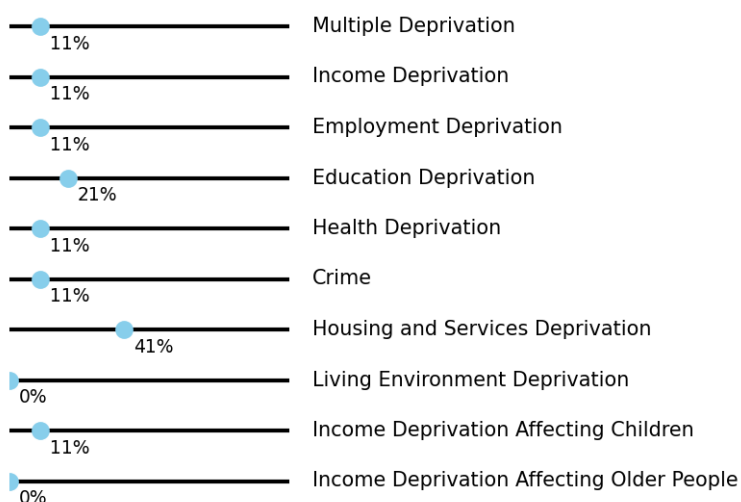
**48% Male**



**52% Female**

Demographics	Rodwell & Wyke	Dorset Council	BCP
% of Population White British	94.9	93.9	82.4
% of Population Ethnic Minority	5.1	6.1	17.6
% of Population Who Describe Health Good/Very Good	78.2	80.7	81.6
% of Population Who Describe Health Bad/Very Bad	5.9	5.1	5.3
% of Population with a long term illness/disability	21.9	19.8	18.5
% of Population within Communal Establishments	0.6	2.1	2.6
% of Population Providing Unpaid Care	9.8	9.7	8.7
% of Population Whose Main Language is not English	1.4	1.8	8.3
Claimants Female - % of 16-64 Population	2.2	2.2	2.8
Claimants Male - % of 16-64 Population	3.1	2.5	3.9
Claimant Total - % of 16-64 Population	2.7	2.3	3.4

Rodwell & Wyke Ward — % of population in deciles 1-2



**Deprivation:** This infographic shows how many households in each ward live in neighbourhoods that rank among the most deprived 20% in England. These neighbourhoods are small local areas used in national statistics. If a neighbourhood falls into this category, it experiences much higher levels of disadvantage compared with most places in the country.

## Top MOSAIC Groups Rodwell & Wyke

MOSAIC Groups	% of households ↓
E Senior Security	20%
F Suburban Stability	18%
H Aspiring Homemakers	11%
L Vintage Value	10%
M Modest Traditions	8%

Mosaic data is produced by Experian and segments households into sixteen different 'Groups' based on their lifestyle, preferences, likely income and social interests. The data here represents the top Mosaic Groups in each Dorset Ward.