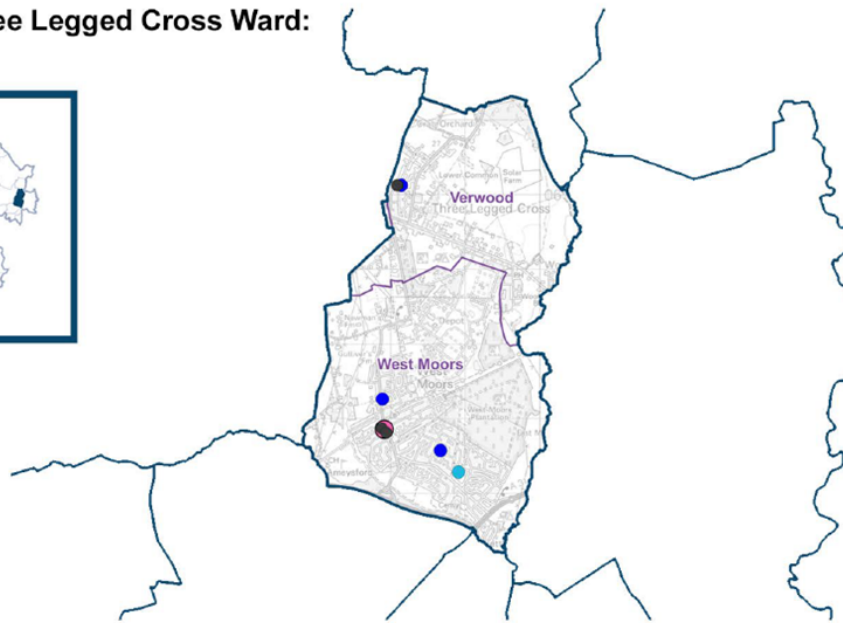


West Moors & Three Legged Cross Ward:



- GP Surgery ● 4
- Hospital ● 0
- Dorset Council Library ● 1
- Community Library ● 0
- Primary School ● 3
- Middle School ● 1
- Secondary School ● 0
- Special School ● 0
- Pupil Referral Unit ● 0



2 Councillors



7,302 Electors

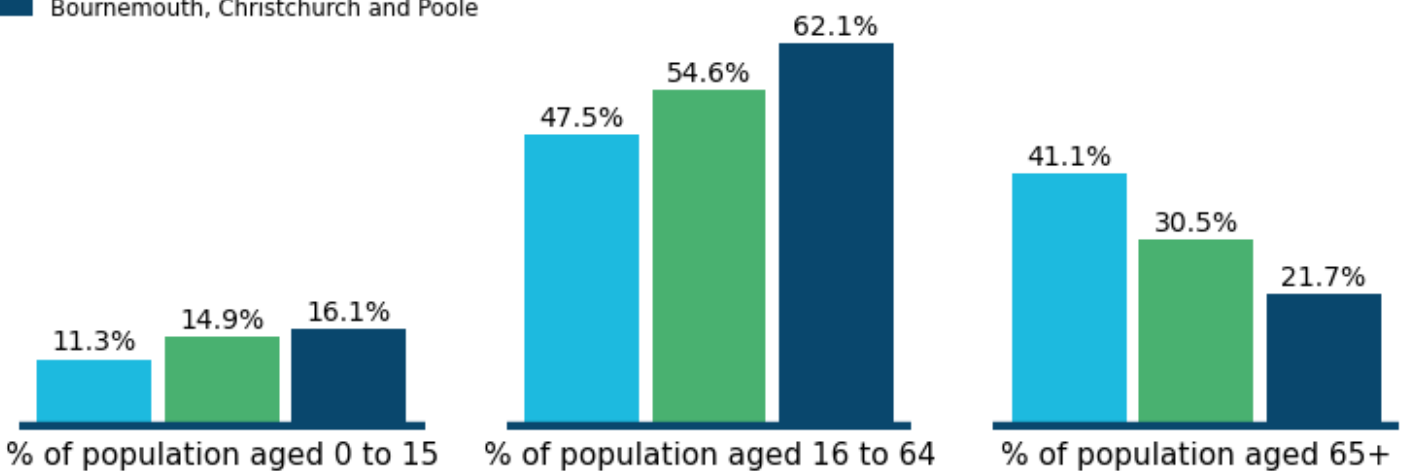


4,342 Homes

West Moors & Three Legged Cross is comprised of the following parishes:
Verwood (part) (The Three Legged Cross area of Verwood Parish and West Moors)

Age profile for West Moors & Three Legged Cross:

- West Moors & Three Legged Cross
- Dorset
- Bournemouth, Christchurch and Poole



8,755 Population




47% Male



53% Female

Demographics	West Moors & Three Legged Cross	Dorset Council	BCP
% of Population White British	95.2	93.9	82.4
% of Population Ethnic Minority	4.8	6.1	17.6
% of Population Who Describe Health Good/Very Good	75.8	80.7	81.6
% of Population Who Describe Health Bad/Very Bad	6.8	5.1	5.3
% of Population with a long term illness/disability	23.4	19.8	18.5
% of Population within Communal Establishments	1.9	2.1	2.6
% of Population Providing Unpaid Care	10.9	9.7	8.7
% of Population Whose Main Language is not English	1.2	1.8	8.3
Claimants Female - % of 16-64 Population	2.3	2.2	2.8
Claimants Male - % of 16-64 Population	2.4	2.5	3.9
Claimant Total - % of 16-64 Population	2.4	2.3	3.4

West Moors & Three Legged Cross Ward — % of population in deciles 1-2



Deprivation: This infographic shows how many households in each ward live in neighbourhoods that rank among the most deprived 20% in England. These neighbourhoods are small local areas used in national statistics. If a neighbourhood falls into this category, it experiences much higher levels of disadvantage compared with most places in the country.

Top MOSAIC Groups West Moors & Three Legged Cross

MOSAIC Groups	% of households ↓
E Senior Security	43%
B Prestige Positions	15%
D Rural Reality	8%
C Country Living	7%
L Vintage Value	6%

Mosaic data is produced by Experian and segments households into sixteen different 'Groups' based on their lifestyle, preferences, likely income and social interests. The data here represents the top Mosaic Groups in each Dorset Ward.